

Medicare Part D Prescription Drug Benefit

Suzanne M. Kirchhoff

Analyst in Health Care Financing

October 27, 2016

The House Ways and Means Committee is making available this version of this Congressional Research Service (CRS) report, with the cover date shown, for inclusion in its 2016 Green Book website. CRS works exclusively for the United States Congress, providing policy and legal analysis to Committees and Members of both the House and Senate, regardless of party affiliation.

Congressional Research Service

7-5700

www.crs.gov

R40611

Summary

The Medicare Prescription Drug, Improvement, and Modernization Act of 2003 (MMA, P.L. 108-173) established a voluntary, outpatient prescription drug benefit under Medicare Part D, effective January 1, 2006. Medicare Part D provides coverage through private prescription drug plans (PDPs) that offer only drug coverage, or through Medicare Advantage (MA) prescription drug plans (MA-PDs) that offer coverage as part of broader, managed care plans. Private drug plans participating in Part D bear some financial risk, though federal subsidies cover most program costs in an effort to encourage participation and keep benefits affordable.

At a minimum, Medicare drug plans must offer a “standard coverage” package of benefits or alternative coverage that is actuarially equivalent to a standard plan. Plans also may offer enhanced benefits. Although all plans must meet certain minimum requirements, there can be significant differences among offerings in terms of benefit design, specific drugs included in formularies (i.e., list of covered drugs), cost sharing for particular drugs, or the level of monthly premiums. In general, beneficiaries can enroll in a plan, or change plan enrollment, when they first become eligible for Medicare or during open enrollment periods each October 15 through December 7. For plan year 2016, there are between 19 and 29 PDPs in each of the nation’s 34 PDP regions, as well as Medicare Advantage plans. Because sponsors are allowed to change plan offerings from year to year, beneficiaries must review their annual choices carefully to select the plans that best meet their needs.

A key element of the Part D program is enhanced coverage for low-income individuals. Persons with incomes up to 150% of the federal poverty level (FPL) and assets below set limits are eligible for extra assistance with Medicare Part D premiums and cost sharing. Individuals enrolled in both Medicare and Medicaid (so-called *dual eligibles*), and certain other low-income beneficiaries, are automatically enrolled in no-premium plans, which are Part D plans that have premiums at or below specified levels.

In 2015, about 39 million Medicare beneficiaries received prescription drug benefits through a PDP or an MA-PD, with almost one-third receiving a low-income subsidy. Another 2 million received drug assistance through a Part D-subsidized retiree health plan, and 8 million Medicare beneficiaries had separate, private drug coverage. Overall, about 88% of Medicare beneficiaries had drug coverage through either PDP or MA-PD plans, retiree coverage, or private insurance of comparable scope. Total Part D expenditures were close to \$90 billion in calendar year 2015.

Medicare Part D has cost less than originally forecasted, due in part to lower-than-predicted enrollment and increased use of less expensive generic drugs. However, the Medicare Trustees project that spending on Part D benefits will accelerate over the next 10 years due to expectations of further increases in the number of enrollees, costs associated with the gradual elimination of the out-of-pocket cost coverage gap, changes in the distribution of enrollees among coverage categories, a slowing of the trend toward greater generic drug utilization, and an increase in the use and the prices of specialty drugs.

Contents

Overview	1
Eligibility.....	2
Eligibility for Low-Income Assistance	3
Full-Subsidy-Eligible Individuals	3
Other-Subsidy-Eligible Individuals.....	5
Changes in LIS Status	6
Enrollment in Part D.....	6
Enrollment Periods.....	6
Initial Enrollment Period.....	7
Annual Open Enrollment Period.....	7
Special Enrollment Periods.....	7
Late Enrollment Penalty	8
Plan Selection.....	8
Plan Marketing.....	10
Enrollment Process.....	10
LIS Enrollment	11
Auto-Enrollment	11
Facilitated Enrollment.....	12
Reassignment of Certain LIS Beneficiaries	12
Part D Benefit Structure	12
Premiums	13
Premium Surcharge for Higher-Income Enrollees.....	14
Qualified Drug Coverage	16
Standard Prescription Drug Coverage.....	16
The Coverage Gap.....	18
Phase-Out of the Coverage Gap	19
True Out-of-Pocket Expenses	21
Low-Income Subsidies	23
Premium Assistance	23
Full-Subsidy-Eligible Individuals.....	23
Partial-Subsidy-Eligible Individuals.....	23
Cost-Sharing Subsidies	24
Employer Subsidies	25
Retiree Drug Subsidy	25
Employer Group Waiver Plans.....	26
Drug Coverage	27
Drugs Covered by Other Parts of Medicare	28
Formularies	28
Formulary Categories and Classes.....	28
Six Classes of Clinical Concern.....	29
Vaccines	30
Plan-Year Formulary Changes	30
Transition Policies.....	31
Drug Utilization Management Programs.....	31

Tiered Formularies	31
Other Drug Utilization Controls.....	33
Part D Overutilization Monitoring	33
Medication Therapy Management	34
Part D Plans: Payment and Participation.....	36
Approval of PDP Plans	36
Non-interference Provision	37
Plan Availability	37
Availability of Low-Income Plans	37
Plan Payments	38
Direct Subsidies	38
Reinsurance Subsidies	38
Risk Corridor Payments.....	39
Reconciliation	40
Reduction of Part D Plan Payments Under Sequestration	41
Pharmacy Access and Payment	42
Any Willing Pharmacy	42
Preferred Pharmacy.....	42
Retail Pharmacy Access	43
Mail-Order Pharmacy Access.....	44
Long-Term Care Pharmacy Access.....	44
Home Infusion Pharmacy Access.....	44
Out-of-Network Access.....	45
Payments to Pharmacies.....	45
Coverage Determinations, Appeals, and Grievances.....	45
Coverage Determination	46
Appeals.....	47
Redetermination.....	47
Reconsideration by an Independent Review Entity	47
Additional Levels of Appeal	48
Standard Hearing	48
Grievances.....	48
Quality of Care Complaints	49
Program Oversight	49
CMS Oversight.....	49
Oversight Responsibilities of Part D Sponsors	50
Medicare Part D Oversight Contractors	51
Medicare Drug Integrity Contractor: National Benefit Integrity	51
Medicare Drug Integrity Contractor: Outreach and Education.....	51
Part D Recovery Audit Contractor	51
Program Spending and Financing	51
Expenditures.....	52
Revenues	52
Beneficiary Premiums.....	52
General Revenues	53
State Contributions.....	54
Historical Program Spending	54
Estimated Future Part D Expenditures	56

Figures

Figure 1. Annual Part D Base Beneficiary Monthly Premium	13
Figure 2. 2016 Standard Medicare Prescription Drug Benefit	17
Figure 3. Closing the Doughnut Hole.....	21

Tables

Table 1. Total Medicare Beneficiaries with Prescription Drug Coverage, 2015	3
Table 2. Medicare Part D Low-Income Subsidy Enrollment	3
Table 3. Overview of How Medicare Beneficiaries Qualify for LIS	5
Table 4. 2016 Monthly Medicare Part D High-Income Surcharge.....	15
Table 5. Closing the Doughnut Hole	20
Table 6. Sliding-Scale Premium for Partial-Subsidy-Eligible Individuals	23
Table 7. Part D Standard Benefits, 2016	25
Table 8. Plan Liability Under Part D Risk Corridor Provisions	40
Table 9. Medicare Part D Risk Corridor Payments	41
Table 10. Statement of Operations of Part D Account, CY2015	54
Table 11. Comparison of Projected and Actual Part D Enrollment and Spending	55
Table 12. Comparison of Original CBO Estimates and Actual Part D Costs, FY2004- FY2013.....	56
Table 13. Historical and Projected Growth in Part D Benefits.....	57
Table 14. Medicare Part D Reimbursement Amounts	58
 Table A-1. Operation of the Part D Account in the SMI Trust Fund, CY2004-CY2025.....	60

Appendixes

Appendix. Historical and Projected Part D Operations.....	60
---	----

Contacts

Author Contact Information	61
----------------------------------	----

Overview

On January 1, 2016, the Medicare prescription drug program (Medicare Part D) began its 11th year of operation. Congress created Part D, a voluntary, Medicare outpatient prescription drug benefit, in the Medicare Prescription Drug, Improvement, and Modernization Act of 2003 (MMA, P.L. 108-173), effective January 1, 2006. The law also made Part D the primary source of drug coverage for individuals covered under both Medicare and Medicaid, (so-called dual eligibles). Since that time, Part D has been modified by a series of statutes, including by the Patient Protection and Affordable Care Act of 2010 as amended (ACA, P.L. 111-148; P.L. 111-152).¹

Part D coverage is provided through private insurance plans (PDPs) that offer only drug coverage, or through Medicare Advantage (MA) plans (MA-PDs) that offer drug coverage as part of a broader, Medicare Part C managed care benefit. Alternatively, beneficiaries may be enrolled in retiree prescription drug plans offered by their former employers. The MMA provides subsidies for retiree drug plans as an incentive to employers to continue such plans. (See “Retiree Drug Subsidy.”) A growing number of employers and unions are also offering retirees (and their eligible spouses and dependents) Part D benefits through employer-group waiver plans (EGWPs). See “Employer Group Waiver Plans.”)

As of October 2016, more than 41.48 million Medicare beneficiaries were enrolled in Part D plans. Of that total, about 24.95 million were in PDPs, 15.85 million were in MA-PDs, and about 680,000 were in other types of plans.²

A major focus of the Part D program is providing subsidized coverage to qualified, low-income beneficiaries. Individuals with incomes up to 150% of the federal poverty level and limited assets are eligible for a low-income subsidy (LIS). The LIS reduces beneficiaries’ out-of-pocket spending by paying for all, or some, of the Part D monthly premium and annual deductible, and limiting co-payments or co-insurance. The LIS is progressive, meaning the lowest-income beneficiaries receive the greatest assistance. More than 12 million beneficiaries received the LIS in 2015.³

The ACA made major changes to Part D in an effort to improve coverage and to make the premium structure more progressive by requiring higher-income beneficiaries to pay more for coverage. Starting in 2011, the ACA required Part D enrollees with incomes above a certain threshold to pay a monthly surcharge in addition to their regular plan premiums. (See “Premium

¹ The regulations governing the Part D program are set forth in 42 C.F.R. Part 423—Voluntary Medicare Prescription Drug Benefit. The Part D program has also been modified by the QI, TMA, and Abstinence Programs Extension and Hurricane Katrina Unemployment Relief Act of 2005 (P.L. 109-91); the Tax Relief and Health Care Act of 2006 (TRHCA, P.L. 109-432); and the Medicare Improvements for Patients and Providers Act of 2008 (MIPPA, P.L. 110-275).

² CMS, “Monthly Contract Summary Report,” October 2016, <https://www.cms.gov/Research-Statistics-Data-and-Systems/Statistics-Trends-and-Reports/MCRAdvPartDENrolData/Monthly-Contract-and-Enrollment-Summary-Report-Items/Contract-Summary-2016-10.html?DLPage=1&DLEntries=10&DLSort=1&DLSortDir=descending><https://www.cms.gov/Research-Statistics-Data-and-Systems/Statistics-Trends-and-Reports/MCRAdvPartDENrolData/Monthly-Contract-and-Enrollment-Summary-Report-Items/Contract-Summary-2016-07.html?DLPage=1&DLEntries=10&DLSort=1&DLSortDir=descending>. Figures based on enrollment data for the Part D component of Medicare plans including MA-PDs, the PACE (Program of All-inclusive Care for the Elderly), 1876 Cost Plans, and certain employer/union only group plans (EGWPS).

³ The 2016 Annual Report of the Boards of Trustees of the Federal Hospital Insurance and Federal Supplementary Medical Insurance Trust Funds, June 22, 2016, Table IV.B7, <https://www.cms.gov/Research-Statistics-Data-and-Systems/Statistics-Trends-and-Reports/ReportsTrustFunds/Downloads/TR2016.pdf>. (Hereinafter, 2016 Medicare Trustees Report.)

Surcharges for High Income Enrollees.”) In addition, the ACA phases out the “doughnut hole” by requiring drug manufacturers to provide a 50% discount for brand-name drugs purchased by beneficiaries in the Part D coverage gap, or “doughnut hole”⁴ and gradually phases in Medicare subsidies to cover 75% of the cost of generic drugs and 25% of the cost of brand name drugs in the coverage gap. (See “The Coverage Gap.”)

Medicare Part D relies on participating private insurance plans to provide coverage and bear part of the financial risk of the program. All Part D plans must meet certain minimum requirements, though there are significant variations among plans in terms of benefit design including differences in premiums, drug formularies (i.e., lists of covered drugs), and cost sharing for particular drugs. In 2016, a total of 886 PDPs are offered nationwide, a decline of 11% from the 1,001 PDPs offered in 2015.⁵

Eligibility

In general, anyone who is entitled to Medicare Part A and/or enrolled in Part B is eligible to enroll in a Medicare Part D drug plan. In addition, an individual must be a U.S. citizen or qualified alien and must permanently reside within one of the 34 designated PDP regions in the United States; anyone who is living abroad or is incarcerated is not eligible.⁶

For most people, joining Part D is voluntary, although dual-eligible beneficiaries (See “Full-Subsidy-Eligible Individuals”) are automatically enrolled. Medicare beneficiaries cannot be turned down for Part D coverage due to pre-existing health conditions or high utilization of prescription drugs.

Of the 56 million Medicare beneficiaries in 2015 eligible for Part D, 39 million (70%) were enrolled in a Part D plan, about 2 million (4%) had prescription drug coverage through a former employer that received a Part D subsidy for a portion of their coverage, and 8 million (14%) had drug coverage as generous as Part D through another source such as the Federal Employees Health Benefits program, TRICARE or private coverage.⁷ The remaining 7 million (12%) either had less generous coverage or no drug coverage at all. (See **Table 1.**)

⁴ The coverage gap refers to the period when a Medicare beneficiary has exceeded a drug plan’s standard payment threshold and faces higher out-of-pocket expenses until he or she reaches a “catastrophic limit.” Once the catastrophic limit is reached, federal subsidies cover most prescription costs.

⁵ Jack Hoadley et al., “Medicare Part D: A First Look at Plan Offerings in 2016,” Kaiser Family Foundation, October 2015, <http://files.kff.org/attachment/issue-brief-medicare-part-d-a-first-look-at-plan-offerings-in-2016>. The number of PDPs has declined, in part, due to a CMS policy of reducing the number of duplicative plan offerings.

⁶ In February 2015, CMS issued final rules for the Medicare Advantage and Part D programs for calendar year (CY) 2016. Under the rules, to be eligible for Medicare prescription drug benefits a potential enrollee must be a U.S. citizen or qualified alien who is lawfully present in the United States. The rules also require involuntary disenrollment of individuals from Part D plans when they lose eligibility due to unlawful presence status. CMS, “CMS Finalizes Program Changes for Medicare Advantage and Prescription Drug Benefit Programs for Contract Year 2016,” February 6, 2015, <http://www.cms.gov/Newsroom/MediaReleaseDatabase/Fact-sheets/2015-Fact-sheets-items/2015-02-06.html>.

⁷ MedPAC, “Status Report on Part D,” January 14, 2016, <http://www.medpac.gov/documents/january-2016-meeting-presentation-status-report-on-part-d.pdf?sfvrsn=0>.

Table 1. Total Medicare Beneficiaries with Prescription Drug Coverage, 2015

Description	Number of Medicare Beneficiaries (in millions)	Percent of Eligible Beneficiaries
Medicare Beneficiaries Eligible for Part D	56	100%
Medicare Part D	39	70%
Stand-Alone PDP	24	43%
MA with Drug Coverage	15	27%
Medicare Retiree Drug Subsidy (RDS)	2	4%
Other Creditable Drug Coverage	8	14%
Total Beneficiaries with Drug Coverage	49	88%
Beneficiaries Without Equivalent Coverage	7	12%

Source: MedPAC, "Status Report on Part D," January 14, 2016, <http://www.medpac.gov/documents/january-2016-meeting-presentation-status-report-on-part-d.pdf?sfvrsn=0>.

Note: Totals may not add due to rounding.

Eligibility for Low-Income Assistance

Beneficiaries with limited incomes and resources may qualify for assistance with their Part D premiums, cost sharing, and other out-of-pocket expenses. In 2015, an estimated 12 million Medicare beneficiaries received low-income subsidies (LIS). (See **Table 2** below.)

Table 2. Medicare Part D Low-Income Subsidy Enrollment
(in Millions)

	Medicaid, Full-Benefit Dual Eligible	Other, with Full Subsidy	Other, with Partial Subsidy	Total
2006	5.7	2.3	0.2	8.3
2007	5.9	3.0	0.3	9.2
2008	6.3	3.2	0.3	9.7
2009	6.4	3.3	0.3	10.0
2010	6.6	3.5	0.3	10.4
2011	6.6	3.7	0.3	10.6
2012	6.9	3.7	0.3	11.0
2013	7.2	4.0	0.3	11.5
2014	7.4	4.1	0.3	11.8
2015	7.5	4.2	0.3	12.1

Source: 2016 Medicare Trustees Report, Table IV.B7.

Notes: Figures are for calendar years. Totals may not add due to rounding.

Full-Subsidy-Eligible Individuals

Certain groups of Medicare beneficiaries automatically qualify (and are *deemed eligible*) for the full low-income subsidy. So-called full benefit dual eligibles who qualify for Medicaid based on income and assets are automatically deemed eligible for Medicare prescription drug low-income

subsidies. Additionally, those who receive premium and/or cost-sharing assistance from Medicaid through the Medicare Savings Program (MSP),⁸ plus those eligible for Supplemental Security Income (SSI) cash assistance,⁹ are automatically deemed eligible for full low-income subsidies. This group includes all eligible persons who (1) have incomes below 135% of the federal poverty level, or \$16,038 for an individual and \$21,627 for a couple in 2016;¹⁰ and (2) have resources below \$8,780 for an individual and \$13,930 for a couple in 2016.¹¹ The limits are increased annually by the percentage increase in the Consumer Price Index (CPI). (See **Table 3**.)

The Centers for Medicare & Medicaid Services (CMS) deems individuals automatically eligible for LIS effective as of the first day of the month that they attain qualifying status (e.g., become eligible for Medicaid or SSI). The end date is, at a minimum, through the end of the calendar year within which the individual becomes eligible. Beneficiaries who are deemed LIS-eligible for any month during the period of July through December of one year are deemed eligible through the end of the following calendar year. CMS changes an individual's deemed status in mid-year only when such a change qualifies the beneficiary for a reduced co-payment obligation.

Eligibility for the LIS is not always continuous from year to year. For example, LIS beneficiaries who lose eligibility for Medicaid or SSI during the year are not automatically qualified to receive the LIS the next year. Each September, CMS notifies such individuals that their LIS-deemed status will end on December 31 of that year. Such individuals may reapply for the LIS, as they may qualify for the LIS through the application process. (See "LIS Enrollment.")

At the end of each plan year, CMS reassigns LIS beneficiaries who are enrolled in Part D plans if their plan is terminated or raises its monthly premium to a level above the LIS benchmark premium for the plan region.¹² The ACA altered the method for determining which Part D plans are eligible to enroll low-income beneficiaries so that more plans can qualify and, thus, reduce the number of low-income beneficiaries who are reassigned from year to year.¹³ According to CMS,

⁸ The Medicare Savings Program includes the Qualified Medicare Beneficiary program (QMB), Specified Low-Income Medicare Beneficiary program (SLMB), and Qualifying Individual program (QI). These programs help Medicare beneficiaries of modest means pay all or some of Medicare's cost-sharing amounts (i.e., premiums, deductibles, and copayments). To qualify, an individual must be eligible for Medicare and must meet certain income limits which change annually.

⁹ Supplemental Security Income (SSI) is a federal income supplement program funded by general tax revenues (not Social Security taxes). It is designed to help aged, blind, and disabled people who have little or no income, and it provides cash to meet basic needs for food, clothing, and shelter.

¹⁰ Social Security benefits, veterans' benefits, public and private pensions, annuities, and in-kind support are counted as income. The 2016 income limits apply for LIS beneficiaries who seek benefits on or after January 1, 2016. HHS sets separate poverty levels for Alaska and Hawaii. Resource limits include a \$1,500 burial allowance. See SSA Program Operations Manual, "HI 03001.020 Eligibility for Extra Help (Prescription Drug Low-Income Subsidy)," <https://secure.ssa.gov/poms.nsf/lnx/0603001020>; SSA, "HI 03001.005 Medicare Part D Extra Help (Low-Income Subsidy or LIS)," <https://secure.ssa.gov/poms.nsf/lnx/0603001005>; SSA, "HI 03030.025, Resource Limits for Subsidy Eligibility," <https://secure.ssa.gov/poms.nsf/lnx/0603030025>. See also SSA, "Understanding the Extra Help with Your Medicare Prescription Drug Plan," <https://www.ssa.gov/pubs/EN-05-10508.pdf>.

¹¹ Income and asset tests may vary by state and change each year.

¹² The low-income benchmark premium is the weighted average of monthly premiums for basic PDP plans, enhanced PDP plans, and MA-PD plans in a Part D region. CMS, *Medicare Part D Prescription Drug Manual*, Chapter 13, "Premium and Cost-Sharing Subsidies for Low-Income Individuals," Section 50.2, 1, Rev. July 29, 2011, <http://www.cms.gov/Regulations-and-Guidance/Guidance/Transmittals/Downloads/Chapter13.pdf>.

¹³ See CRS Report R41196, *Medicare Provisions in the Patient Protection and Affordable Care Act (PPACA): Summary and Timeline*, coordinated by Patricia A. Davis.

502,644 LIS beneficiaries enrolled in PDP plans and 90,812 in MA-PDs were reassigned for the 2016 plan year.¹⁴

Table 3. Overview of How Medicare Beneficiaries Qualify for LIS

LIS Eligibility	Beneficiaries Who Have	Basis	Data Used to Determine Eligibility	Changes During the Year
Full-Subsidy Eligible	<ul style="list-style-type: none"> Full Medicaid benefits Medicare Savings Program assistance 	Automatically qualify for LIS	State Files	<ul style="list-style-type: none"> Qualify for a full calendar year Generally only favorable changes will occur within a year.
	<ul style="list-style-type: none"> SSI benefits 		SSA	
Partial-Subsidy Eligible	<ul style="list-style-type: none"> Limited Income and Resources 	Must apply for LIS	SSA (almost all) or states	<ul style="list-style-type: none"> Some events can impact status during a year. Subsidies can increase, decrease or terminate during a year.

Source: CRS table based on Social Security Administration (SSA) and CMS data.

Other-Subsidy-Eligible Individuals

Other individuals with limited incomes and resources who do not automatically qualify may apply for the low-income subsidy and have their eligibility determined by either the Social Security Administration (SSA) or their state Medicaid agency. This group includes all other persons who (1) are enrolled in a PDP plan or MA-PD plan; (2) have incomes below 150% of the federal poverty level, \$17,820 for an individual and \$24,030 for a couple in 2016; and (3) have assets below \$13,640 for an individual and \$27,250 for a couple in 2016¹⁵ (increased in future years by the percentage increase in the CPI). An individual who applies, and is deemed eligible for the LIS, is allowed to begin receiving benefits on the first day of the month in which the application was submitted. In most cases, this means that LIS status is applied retroactively. For example, if an LIS beneficiary was enrolled in a Part D plan prior to a determination of LIS eligibility, the Part D sponsor must ensure that the beneficiary is reimbursed for any premiums or cost sharing that should have been covered by the subsidy. If a person wasn't already eligible for Medicare, the LIS subsidy takes effect on the first day of the month when his or her Medicare eligibility begins.¹⁶

¹⁴ CMS, 2015 Reassignment files are available at <http://www.cms.gov/Medicare/Eligibility-and-Enrollment/LowIncSubMedicarePresCov/Reassignment.html>.

¹⁵ See SSA Program Operations Manual, "HI 03001.020 Eligibility for Extra Help (Prescription Drug Low-Income Subsidy)," <https://secure.ssa.gov/poms.nsf/lnx/0603001020>; SSA, "HI 03001.005 Medicare Part D Extra Help (Low-Income Subsidy or LIS)," <https://secure.ssa.gov/poms.nsf/lnx/0603001005>; SSA, "HI 03030.025, Resource Limits for Subsidy Eligibility," <https://secure.ssa.gov/poms.nsf/lnx/0603030025>. See also SSA, "Understanding the Extra Help with Your Medicare Prescription Drug Plan," <https://www.ssa.gov/pubs/EN-05-10508.pdf>.

¹⁶ CMS, *Medicare Part D Prescription Drug Manual*, Chapter 13, "Premium and Cost-Sharing Subsidies for Low- (continued...)"

Initial LIS eligibility determinations are for no longer than 12 months. If the SSA or a state Medicaid agency later decides that an individual is no longer eligible for the LIS, that same entity also decides when the LIS benefits end. The end date is always the last day of a calendar month, though it may occur in any month of the year.

Changes in LIS Status

LIS determinations are also reviewed in the case of certain developments that could affect the amount of the subsidy. Throughout each plan year, CMS uses state Medicare Modernization Act (MMA) and SSA files to initiate the eligibility process for new recipients, and look for any changes in eligibility status for current, low-income beneficiaries.¹⁷

The ACA created new rules for LIS redeterminations subsequent to the death of a spouse. Beginning in 2011, the surviving spouse of an LIS-eligible couple receives a grace period for a determination or redetermination of benefits.¹⁸ For example, after the death of her husband, a widow would fill out and send a Part D redetermination form to CMS. After CMS reviews the document, if the information:

- indicates that the widow qualifies for a more generous subsidy, or has a more favorable resources level for purposes of LIS calculations, the change will take effect in the month following the month when the redetermination report was received;
- indicates no change in status, the widow will not be sent a redetermination form the following year (with some exceptions);
- indicates a need to reduce the LIS, or provides a less favorable resources level, the redetermination would be postponed.

Enrollment in Part D

Enrollment Periods

A Medicare beneficiary who is signing up for Part D for the first time¹⁹ may do so in one of three different enrollment periods, depending on the individual's circumstances:

- Initial Enrollment Period for Part D;
- Annual Open Enrollment Period (or Annual Coordinated Election Period, AEP);
or
- Special Enrollment Period (SEP).

(...continued)

Income Individuals,” Rev. July 29, 2011, <http://www.cms.gov/Regulations-and-Guidance/Guidance/Transmittals/Downloads/Chapter13.pdf>.

¹⁷ CMS Informational Bulletin, “Annual Redetermination of Medicare Part D Low-Income Subsidy Deemed Status (Re-deeming),” July 30, 2015, <https://www.medicare.gov/federal-policy-guidance/downloads/cib-07-30-2015.pdf>.

¹⁸ The extension is for one year from the date upon which the couple's next scheduled redetermination would have occurred. CMS, *Medicare Part D Prescription Drug Manual*, Chapter 13, “Premium and Cost-Sharing Subsidies for Low-Income Individuals,” Section 40.1.3, Rev. July 29, 2011, <http://www.cms.gov/Regulations-and-Guidance/Guidance/Transmittals/Downloads/Chapter13.pdf>.

¹⁹ CMS, “Understanding Medicare Part C & D Enrollment Periods,” <http://www.medicare.gov/Pubs/pdf/11219.pdf>.

Individuals who qualify for LIS may enroll at any time.

Initial Enrollment Period

The initial enrollment period is the time during which an individual is first eligible to enroll in a Part D plan.²⁰ Beneficiaries not yet enrolled in Medicare may join a drug plan at any time during their seven-month initial Medicare enrollment period. The Part D initial enrollment period is the same as the initial enrollment period for Medicare Part B.²¹ Coverage for new enrollees begins on the first day of the month following the month of enrollment, but no earlier than the first month they are entitled to Medicare.

Individuals who become eligible for Medicare but have “creditable” coverage,” which is prescription drug coverage that CMS estimates will provide at least the same level of benefits as Medicare’s standard prescription drug package, may choose not to sign up for Part D during the initial enrollment period. Sources of possible creditable coverage include some employer-based prescription drug coverage, including the Federal Employees Health Benefits Program; qualified State Pharmaceutical Assistance programs (SPAPs); and military-related coverage (e.g., VA, TRICARE). However, these individuals could face a penalty if they let their creditable coverage lapse before enrolling in Part D. (See “Late Enrollment Penalty.”)

Annual Open Enrollment Period

In general, an individual who does not sign up for Part D during his or her initial enrollment period may enroll only during the annual open enrollment period, held from October 15 to December 7 each year. Coverage then begins the following January 1. Beneficiaries already enrolled in a Part D plan may change their plans during the annual open enrollment period.

Beneficiaries may wish to change plans for a variety of reasons, including changes in their health status and prescription drug needs or in response to modifications by their plans. Generally, sponsors make changes to plan benefits effective at the beginning of each year. After the open enrollment period closes, most beneficiaries are locked into their Part D plans for the upcoming benefit year.

Special Enrollment Periods

There are limited occasions besides the annual open enrollment period when an individual may enroll in, or dis-enroll from, a Part D plan or switch from one Part D plan to another. These special enrollment periods (SEPs) are open to individuals who (1) move to a new geographic area,²² (2) involuntarily lose creditable coverage, (3) receive inadequate information about their creditable coverage status, (4) are subject to a federal error, or (5) are enrolled in a PDP that has failed or has been terminated.²³

²⁰ CMS, *Medicare & You*, Section 7, <http://www.medicare.gov/pubs/pdf/10050.pdf>.

²¹ See CRS Report R40082, *Medicare: Part B Premiums*, by Patricia A. Davis.

²² This includes being released from jail or out of an institution.

²³ CMS, “Understanding Medicare Part C & D Enrollment Periods,” <http://www.medicare.gov/Pubs/pdf/11219.pdf>. The publication includes other examples of SEPs. See also CMS, *Medicare Prescription Drug Benefit Manual*, Chapter 3, “Eligibility, Enrollment and Disenrollment,” Section 30.3, Rev. December 30, 2015, https://www.cms.gov/Medicare/Eligibility-and-Enrollment/MedicarePresDrugEligEnrol/Downloads/CY_2016_PDP_Enrollment_and_Disenrollment_Guidance_12-30-2015.pdf. Part D enrollees have a special enrollment period during which they can switch to a higher quality plan, provided they meet other enrollment requirements. (See (continued...))

Late Enrollment Penalty

A late enrollment penalty is assessed on persons who go without creditable drug coverage for 63 continuous days or more after the close of their initial enrollment period, and then sign up for Part D. The penalty is intended to encourage wider enrollment and prevent adverse selection, which can occur when healthy people put off buying insurance while those with a real or perceived need immediately enroll. If Part D enrollees are mainly sicker or have higher prescription drug costs, per-capita program costs can rise. Higher prices, in turn, may cause other enrollees (presumably healthier, less costly ones) to end coverage. Over time, if more persons drop out, program costs could become prohibitive.

The Part D late penalty is based on the number of months an individual does not have creditable coverage.²⁴ The penalty is calculated by multiplying 1% of the national base premium (\$34.10 in 2016)²⁵ by the number of full months an individual has been eligible but has been without coverage. The final amount is rounded to the nearest \$0.10. For example, if a beneficiary was eligible for Part D in June 2013 but did not sign up until the 2015 open enrollment period, with coverage effective January 2016, and did not have creditable coverage during the 30-month interim period, the individual would pay \$10.20 more per month.²⁶

The late penalty is applied permanently to Part D premiums. Because the national base premium is recalculated annually, and the penalty is based on the base premium, the penalty amount will increase in subsequent years if the base premium rises. Dual-eligible and other LIS beneficiaries are not subject to the late enrollment penalty.

Plan Selection

Sponsors can alter a plan benefit package at the beginning of a new program year, including changing the mix of drugs in a formulary and/or modifying required cost sharing for certain drugs. Sponsors must mail an Annual Notice of Change (ANOC) to enrollees each year, to be delivered by September 30. The document describes any modifications to a plan's premiums, drug coverage, cost sharing, and other features for the coming benefit year. The delivery deadline is designed to ensure that beneficiaries have at least two weeks to review the information prior to October 15, the first day of the annual enrollment period.

Sponsors are required to send beneficiaries other enrollment-related materials and information such as the Summary of Benefits and Evidence of Coverage documents. These documents offer information about a plan's formulary, general utilization management and pricing policies, information on beneficiary rights, and other information.

Each year, Medicare beneficiaries should review the cost of their current drug and health plans, (if in MA) including premiums, co-pays, and deductibles, and compare the cost and coverage to

(...continued)

“Low-Quality Plans.”)

²⁴ The late enrollment penalty is calculated based on the national base beneficiary premium, not the premium of the enrollee's plan. Therefore, the penalty is billed to applicable enrollees even if the plan's Part D basic premium is \$0.

²⁵ CMS, “Annual Release of Part D National Average Bid Amount and other Part C & D Bid Information,” July 29, 2015, <https://www.cms.gov/Medicare/Health-Plans/MedicareAdvtgSpecRateStats/Downloads/PartDandMABenchmarks2016.pdf>.

²⁶ CMS, “What's the Part D Late Enrollment Penalty?” <http://www.medicare.gov/part-d/costs/penalty/part-d-late-enrollment-penalty.html>. (To calculate, $1\% \times 30$ months equals 0.30, and $\$34.10 \times 0.30$ equals \$10.23. The amount is then rounded to \$10.20.)

other plans in their area. Additionally, beneficiaries should examine whether plans have price tiers that increase or decrease the price of the drugs they use, whether the plans offer preferred pharmacy options, and what, if any, utilization management requirements the plans impose for drugs. (See “Drug Utilization Management Programs.”)

CMS posts information on its open enrollment web page to help beneficiaries compare Part D plan prices.²⁷ Beneficiaries, and persons assisting them, can also use the Medicare drug plan finder.²⁸ After a beneficiary enters information into the plan finder regarding medications being used, the dosages, and the pharmacy he or she plans to use, the plan finder displays Part D plans in the area that cover those particular drugs.²⁹ The plan finder also provides information on quality ratings to make it easier to compare plans based on cost, quality, and performance ratings.³⁰ CMS will send notices to beneficiaries in low-quality plans encouraging them to look at other, higher rated plans. (See “Low-Quality Plans.”)

Information on plan availability and characteristics can be obtained from a number of additional sources, including the Medicare toll-free information number (1-800-MEDICARE), State Health Insurance Assistance Programs (SHIPs),³¹ and other local organizations.

Low-Quality Plans

CMS uses a star-rating system to assess the quality of Part D plans. MA-PD sponsors are rated on up to 44 quality and performance measures, while PDP sponsors are assessed on up to 15 measures.³² Plans are ranked on a scale of one to five stars, with five stars considered excellent. Part D Sponsors must provide star rating information to beneficiaries through a standard document that must be distributed with enrollment information and prominently posted on plan websites.³³

CMS has determined that three stars is the lowest acceptable quality rating for a plan. Plans must display a special icon if they have a star rating of 2.5 or lower for three years of data. Plans with star ratings of less than three stars for three consecutive years may be terminated by CMS.³⁴

²⁷ CMS, Open Enrollment Center, <http://www.cms.gov/Center/Special-Topic/Open-Enrollment-Center.html>.

²⁸ Medicare Plan Finder, <http://www.medicare.gov/find-a-plan/questions/home.aspx>.

²⁹ For example, a plan with the lowest premium and/or no deductible may end up not being the lowest cost plan for the beneficiary if the total cost-sharing (including any deductible, co-payments or coinsurance) for the beneficiary’s specific drugs is more than under a different plan.

³⁰ The plans are rated on how well they perform in different categories, including (1) drug plan customer service, (e.g., how long members wait on hold and how frequently they meet deadlines for timely appeals); (2) member complaints and number of beneficiaries staying with the same drug plan; (3) member satisfaction with drug plans; and (4) drug pricing and patient safety, including how often drug plans update their prices and formulary information on the Medicare website and how similar a drug plan’s estimated prices on the Medicare website are to prices members pay at the pharmacy. The ratings range from one to five stars, with one star meaning “poor” and five stars meaning “excellent.”

³¹ SHIPs are state-based programs that use community-based networks to provide Medicare beneficiaries with local personalized assistance on a wide variety of Medicare and health insurance topics and receive federal funding for their activities. See <http://www.medicare.gov/contacts>.

³² CMS, “Fact Sheet 2016 Star Ratings.” Available at <https://www.cms.gov/medicare/prescription-drug-coverage/prescriptiondrugcovgenin/performance.html>. Only a portion of the 44 quality measures for MA-PDs are directly targeted at the administration of the prescription drug benefit. Other measures are targeted at other non-drug related health care quality and delivery performance.

³³ CMS, “2016 Medicare Marketing Guidelines,” Section 30.9, Rev. July 2, 2015, <https://www.cms.gov/Medicare/Health-Plans/ManagedCareMarketing/Downloads/2016-Medicare-Marketing-Guidelines-Updated.pdf>.

³⁴ Beginning with plan year 2016, CMS began to exercise its authority to terminate Part D plans that had received three (continued...)

(Likewise, plans that receive high star ratings may display a special icon recognizing them as high-performing plans.) Part D enrollees are provided with a special enrollment period during which they can switch to a five-star plan, provided they meet other enrollment requirements.³⁵

Plan Marketing

Plan sponsors are required to provide timely and accurate information in their marketing materials and are required to submit all annual enrollment marketing materials to CMS for review prior to mailing to enrollees.³⁶

In general, Medicare marketing rules are designed to ensure that beneficiaries have complete and accurate information when making decisions about drug plans. For example, a plan that has received a four-star rating for one of the services it provides, but a three-star quality rating overall, cannot create promotional material stating that the plan is a four-star plan. Plans must use a standardized name and materials across their service region and must receive prior agreement from plan enrollees to provide information in a format other than a mailing. Plans are not allowed to market via unsolicited contacts, such as door-to-door sales. There are also limits on marketing and sales events, including presenting related marketing materials to CMS for prior review. All plan sponsors must have interpreters in their call centers to translate for people who are not proficient in English.³⁷

Plans are required to provide certain documents upon request or enrollment, such as a summary of benefits, the plan formulary, and a directory of contracting pharmacies. Plan sponsors may offer nominal gifts (worth \$15 or less) to potential enrollees, though they may not take the form of cash or rebates.³⁸

Enrollment Process

Beneficiaries can join a Part D plan in a variety of ways³⁹ including (1) filling out a paper application; (2) visiting a plan's website and enrolling online; (3) using the Medicare online enrollment center at <http://www.medicare.gov>;⁴⁰ (4) calling the company offering the drug plan;

(...continued)

years of low ratings. CMS issues contract non-renewal notices for the affected plans each February, with an effective date of December 31 of the same year. See CMS, "Advance Notice of Methodological Changes for Calendar Year (CY) 2017 for Medicare Advantage (MA) Capitation Rates, Part C and Part D Payment Policies and Call Letter," February 19, 2016, p.101, <https://www.cms.gov/Medicare/Health-Plans/MedicareAdvtgSpecRateStats/Downloads/Advance2017.pdf>. See also CMS, "Medicare Program; Changes to the Medicare Advantage and the Medicare Prescription Drug Benefit Programs for Contract Year 2013 and Other Changes; Final Rule," 77 *Federal Register*, April 12, 2012, <http://www.gpo.gov/fdsys/pkg/FR-2012-04-12/pdf/2012-8071.pdf>.

³⁵ CMS, *Medicare Prescription Drug Benefit Manual*, Chapter 3, "Eligibility, Enrollment and Disenrollment," Section 30.3, Rev. December 30, 2015, https://www.cms.gov/Medicare/Eligibility-and-Enrollment/MedicarePresDrugEligEnrol/Downloads/CY_2016_PDP_Enrollment_and_Disenrollment_Guidance_12-30-2015.pdf.

³⁶ CMS, "2016 Medicare Marketing Guidelines," Issued July 2, 2015, <https://www.cms.gov/Medicare/Health-Plans/ManagedCareMarketing/Downloads/2016-Medicare-Marketing-Guidelines-Updated.pdf>.

³⁷ *Ibid.*, Section 80.1. The interpreters should be available within seven minutes of reaching a call center.

³⁸ *Ibid.*

³⁹ CMS, *Medicare Prescription Drug Benefit Manual*, Chapter 3, "Eligibility, Enrollment and Disenrollment," Rev. December 30, 2015, https://www.cms.gov/Medicare/Eligibility-and-Enrollment/MedicarePresDrugEligEnrol/Downloads/CY_2016_PDP_Enrollment_and_Disenrollment_Guidance_12-30-2015.pdf.

⁴⁰ Medicare drug plan participation in Medicare's online enrollment center is voluntary, so not all Medicare drug plans will offer this option.

or (5) calling 1-800-MEDICARE. In general, a PDP sponsor cannot deny a valid enrollment request from any Part D-eligible individual residing in its service area.

An individual (or his/her legal representative) must complete an enrollment request, and include all the information required to process the enrollment. Upon receiving an enrollment request, a PDP sponsor must provide, within 10 calendar days, (1) a notice of acknowledgement of receipt of the beneficiary's application, (2) a request for more information in cases of incomplete applications, or (3) a notice that the application has been denied, along with an explanation of the reasons why.

Prior to the effective date of enrollment, a plan sponsor must provide necessary information about being a member of the PDP, including the PDP rules and the member's rights and responsibilities. In addition, the PDP sponsor must provide the following: a copy of the completed enrollment form, if needed; a notice acknowledging receipt of the enrollment request providing the expected effective date of enrollment; and proof of health insurance coverage so that a beneficiary may begin using the plan services as of the effective date. For all enrollment requests, the PDP sponsor must submit the information necessary for CMS to add the beneficiary to its records as an enrollee of the PDP sponsor within seven calendar days of receipt of the complete enrollment request.

LIS Enrollment

Special enrollment rules apply to low-income individuals. Generally, there is a two-step process for low-income persons to gain Part D coverage.⁴¹ First, a determination must be made that they qualify for the assistance; second, they must enroll, or be enrolled, in a specific Part D plan. Most LIS beneficiaries are permitted to switch plans throughout the year, unlike other Part D enrollees who generally may switch plans only during the annual enrollment period at the end of the year.

Auto-Enrollment

Full-benefit, dual-eligible individuals who have not elected a Part D plan are automatically enrolled into one by CMS.⁴² CMS first uses data provided by state Medicaid agencies to identify full-benefit, dual-eligible individuals. CMS then identifies plan sponsors that offer at least one Part D plan in the region offering basic prescription drug coverage with a premium at or below the low-income premium subsidy amount. If more than one sponsor in a region meets the criteria, CMS auto-enrolls beneficiaries on a random basis among available PDP sponsors. CMS next identifies individual plans offered by the sponsor that include basic drug coverage with premiums at or below the low-income premium subsidy amount. The beneficiary is then randomly assigned among the sponsor's plans meeting the criteria.

If an individual is not eligible to enroll in a PDP because he or she is enrolled in a Medicare Advantage plan (other than a MA private-fee-for-service plan (MA-PFFS) that does not offer Part D, or a medical savings account (MSA) plan), CMS will direct the MA organizations to facilitate the enrollment of these individuals into an MA-PD plan offered by the same MA organization.

⁴¹ CMS, *Medicare Prescription Drug Benefit Manual*, Chapter 3, "Eligibility, Enrollment and Disenrollment," Rev. December 30, 2015, https://www.cms.gov/Medicare/Eligibility-and-Enrollment/MedicarePresDrugEligEnrol/Downloads/CY_2016_PDP_Enrollment_and_Disenrollment_Guidance_12-30-2015.pdf.

⁴² Full-benefit duals who live in another country, live in one of the five U.S. territories, are inmates in a correctional facility, have already enrolled in a Part D plan, or have opted out of auto-enrollment into a Part D plan are excepted from this process.

Some dual-eligible beneficiaries may find that they have been auto-enrolled in a plan that may not best meet their needs. For this reason, they are allowed to change enrollment at any time, with the new coverage effective the following month. If an enrollee selects a plan with a premium above the low-income benchmark, however, he or she is required to pay the difference.

Facilitated Enrollment

CMS established a process labeled “facilitated enrollment” for enrollees in Medicare Savings programs (MSPs), SSI enrollees, and persons who applied for and were approved for low-income subsidy assistance. The basic features applicable to auto-enrollment for dual eligibles (i.e., identification of eligibility through SSA and/or Medicaid data, random assignment to plans with premiums below the low-income benchmark, and assignment of MA enrollees to the lowest-cost MA-PD plan offered by the MA organization) are the same for facilitated enrollment.

Reassignment of Certain LIS Beneficiaries

Drug plans may increase premiums at the beginning of a plan year, in some cases raising them above the benchmark for LIS beneficiaries. When that is the case, CMS will reassign certain LIS recipients to different plans so they can continue to receive benefits without paying Part D premiums (or continue paying only a minimal amount). CMS may also automatically reassign LIS recipients if their current plan terminates operations. LIS beneficiaries who have voluntarily changed plans in previous years are not automatically reassigned by CMS, even if their plans charge premiums above the benchmark. LIS beneficiaries in MA-PD plans are automatically reassigned to PDP plans if their current plan ceases operations or they are affected by a reduction in the plan’s service area.

More than 1.6 million LIS beneficiaries were enrolled in benchmark PDPs in 2015 that had terminated or did not qualify as benchmark plans in 2016. CMS reassigned 502,644 beneficiaries to different PDPs. Another approximately 1.1 million LIS beneficiaries were not reassigned because they had previously switched plans voluntarily.⁴³

The ACA made changes to Part D in an effort to reduce the need for automatic reassignment of LIS beneficiaries.⁴⁴ For instance, the law changed the methodology for calculating the benchmark premium for some plans. In addition, PDPs with premiums above LIS-eligible levels will not have their LIS beneficiaries reassigned if they voluntarily agree to waive a de minimis portion of the premium above the benchmark. However, such plans will not qualify to receive other LIS beneficiaries who are automatically reassigned from their current plans.⁴⁵

Part D Benefit Structure

The MMA set out a standard prescription drug benefit structure. Plan sponsors may, and often do, offer different benefit designs and cost-sharing requirements, so long as they meet certain specifications. Under the standard benefit structure, with some exceptions, over the course of a

⁴³ CMS, 2015 Reassignment files are available at <http://www.cms.gov/Medicare/Eligibility-and-Enrollment/LowIncSubMedicarePresCov/Reassignment.html>.

⁴⁴ See CRS Report R41196, *Medicare Provisions in the Patient Protection and Affordable Care Act (PPACA): Summary and Timeline*, coordinated by Patricia A. Davis.

⁴⁵ CMS, *Medicare Prescription Drug Benefit Manual*, Chapter 3, “Eligibility, Enrollment and Disenrollment,” Rev. December 30, 2015, https://www.cms.gov/Medicare/Eligibility-and-Enrollment/MedicarePresDrugEligEnrol/Downloads/CY_2016_PDP_Enrollment_and_Disenrollment_Guidance_12-30-2015.pdf.

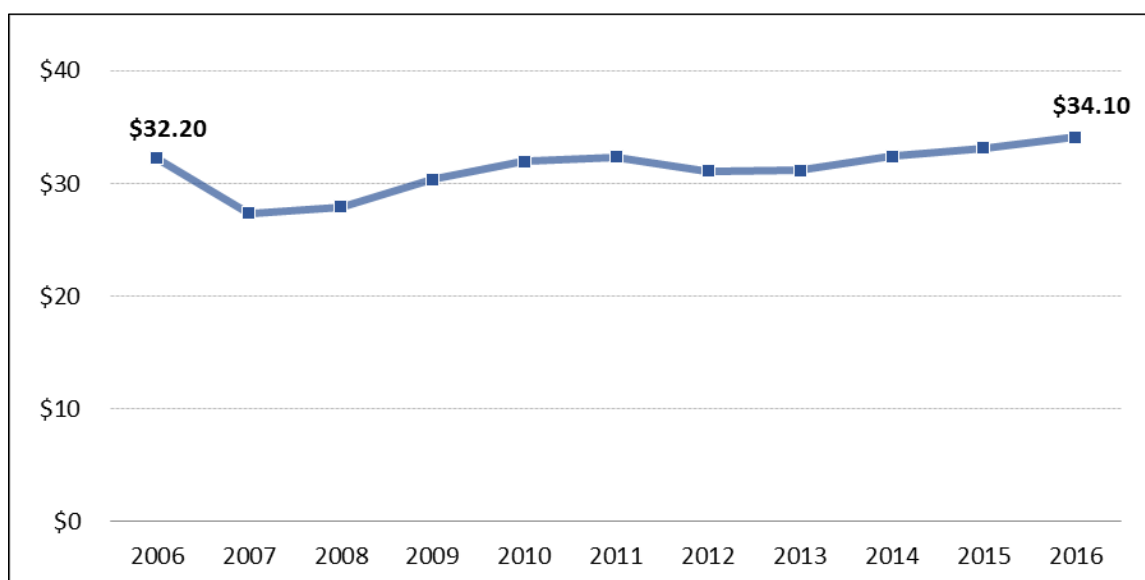
year a beneficiary is responsible for paying (1) a monthly premium, (2) an annual deductible, and (3) co-payments or co-insurance for drug purchases. Additionally, for a certain period called the “coverage gap” (also known as the doughnut hole), beneficiaries face increased out-of-pocket costs. The ACA included provisions to gradually eliminate the coverage gap. (See “The Coverage Gap.”)

Actual costs to Part D beneficiaries vary from plan to plan depending on the benefit structure and coverage offered, the costs and amount of drugs they use, and the level of any additional assistance such as through a low-income subsidy.

Premiums

The majority of beneficiaries enrolled in Part D pay monthly premiums for Part D coverage. On average, beneficiary premiums represent 25.5% of the cost of a standard Part D plan, as determined through annual bids submitted by insurers. (See “Standard Prescription Drug Coverage.”) The beneficiary premium does not cover costs for federal reinsurance⁴⁶ or subsidies to low-income beneficiaries. The dollar amount of Part D premiums will vary by plan.

Figure 1. Annual Part D Base Beneficiary Monthly Premium



Source: CMS, “Annual Release of Part D National Average Bid Amount and other Part C & D Bid Information.”

Notes: Amounts reflect 25.5% of the annual average of participating drug plan bids to provide basic Part D benefits.

Beneficiary premiums are based on average bids submitted by participating drug plans for basic benefits (the base beneficiary premium) each year and are adjusted to reflect the difference between the standardized bid amount of the plan the beneficiary enrolls in and the nationwide average bid. In 2016, the base beneficiary monthly premium, 25.5% of the average bid amount, is \$34.10.⁴⁷ Base premiums from 2006 through 2016 are shown in **Figure 1**. Beneficiaries in plans

⁴⁶ Medicare subsidizes 80% of each plan’s costs above a set catastrophic threshold. This additional assistance is called the reinsurance subsidy. (See “Reinsurance Subsidies.”)

⁴⁷ CMS, “Annual Release of Part D National Average Bid Amount and Other C & D Bid Related Information,” July 29, 2015, <https://www.cms.gov/Medicare/Health-Plans/MedicareAdvtgSpecRateStats/Downloads/> (continued...)

with higher costs for standard coverage face higher-than-average premiums, while enrollees in lower-cost plans pay lower-than-average premiums for such coverage. Additionally, enrollees in MA-PD plans may have lower premiums if their plans choose to buy down, or reduce, the Part D premium.⁴⁸ The monthly premium is applied to all persons enrolled in a specific plan, except those who are receiving low-income subsidies or are subject to a late enrollment penalty. Beneficiaries may pay plans directly or have premiums deducted from their Social Security benefits.⁴⁹ Higher-income beneficiaries pay a monthly premium surcharge.

Premium Surcharge for Higher-Income Enrollees

When Part D began in 2006, all beneficiaries enrolled in the same plan (except those receiving the low-income subsidy) paid the same premium. Beginning in 2011, the ACA required Part D enrollees with higher earnings to pay higher premiums. The Part D requirements are similar to the income-based premium structure that was already in place for Medicare Part B.⁵⁰ Part D beneficiaries who have a modified adjusted gross income (MAGI)⁵¹ above set thresholds⁵² are now assessed a special surcharge, referred to as an income-related monthly adjustment amount (IRMMA), in addition to their regular PDP or MA-PD plan premiums. According to the SSA, about 5% of Medicare enrollees are subject to the IRMMA.⁵³

The higher-income surcharge is calculated as the difference between the Medicare Part D base beneficiary premium (which represents 25.5% of the average national bid amount) and 35%, 50%, 65%, or 80% of the national average cost for providing Part D benefits,⁵⁴ excluding federal reinsurance or subsidies. The surcharge is based on beneficiary income, with higher-income beneficiaries facing a larger surcharge. Because individual plan premiums vary, the law specifies that CMS calculate the Part D surcharge using the base premium, rather than each beneficiary's individual premium amount.⁵⁵ (See **Table 4.**)

(...continued)

PartDandMABenchmarks2016.pdf.

⁴⁸ Medicare Advantage plans are required to use 75% of the difference between the plan's benchmark payment and its bid for providing required Part A and Part B services (called the *Part C rebate*) to supplement its package of benefits or lower its premium. Many Medicare Advantage plans use some of their rebate dollars to enhance their Part D benefit or to reduce the portion of their plan premium associated with drug coverage.

⁴⁹ Social Security deductions are limited to \$300 per month, the *harm limit*. Social Security Administration, Program Operations Manual System, HI 03001.001, "Description of the Medicare Part D Prescription Drug Program," <https://secure.ssa.gov/poms.nsf/lnx/0603001001>.

⁵⁰ CRS Report R40082, *Medicare: Part B Premiums*, by Patricia A. Davis.

⁵¹ The definition of modified adjusted gross income (MAGI) used for the calculation is the total of adjusted gross income and tax-exempt interest income. The income data is based on the most recent tax information that the Internal Revenue Service is able to provide the SSA. Generally, the tax information is from two years prior to the year for which the premium is being determined, but not more than three years prior. Social Security Administration, *Medicare Premiums: Rules for Higher-Income Beneficiaries*, 2016, <http://www.ssa.gov/pubs/EN-05-10536.pdf>. MAGI has more than one definition in federal tax law, with the definition varying based on the program or provision utilizing the concept. See CRS Report R43861, *The Use of Modified Adjusted Gross Income (MAGI) in Federal Health Programs*, coordinated by Evelyn P. Baumrucker.

⁵² The income thresholds are the same as those used for calculating Medicare Part B premiums.

⁵³ Social Security Administration, *Medicare Premiums: Rules for Higher-Income Beneficiaries*, 2016, <http://www.ssa.gov/pubs/EN-05-10536.pdf>.

⁵⁴ CMS, "Annual Release of Part D National Average Bid Amount and Other C & D Bid Related Information," July 29, 2015, <https://www.cms.gov/Medicare/Health-Plans/MedicareAdvtgSpecRateStats/Downloads/PartDandMABenchmarks2016.pdf>.

⁵⁵ Social Security Act §1860D-13(a)(7). See also Social Security Administration, *Medicare Premiums: Rules for* (continued...)

Table 4. 2016 Monthly Medicare Part D High-Income Surcharge

If Annual Income in 2014 Was		2016 Payment Is
File Individual Tax Return	File Joint Tax Return	
\$85,000 or less	\$170,000 or less	Plan Premium
Above \$85,000 to \$107,000	Above \$170,000 to \$214,000	\$12.70 + Plan Premium
Above \$107,000 to \$160,000	Above \$214,000 to \$320,000	\$32.80 + Plan Premium
Above \$160,000 to \$214,000	Above \$320,000 to \$428,000	\$52.80 + Plan Premium
Above \$214,000	Above \$428,000	\$72.90 + Plan Premium

Source: CMS, “Annual Release of Part D National Average Bid and Other C and D Bid Information,” July 29, 2015.

Note: Income figures refer to modified adjusted gross income.

The surcharge is calculated using a statutory formula that multiplies the base Part D premium by a set ratio.⁵⁶ For 2016 the ratios are: (35% – 25.5%)/25.5%; (50% – 25.5%)/25.5%; (65% – 25.5%)/25.5%, or (80% – 25.5%)/25.5%. For example, the 2016 surcharge for an individual with a 2014 adjusted gross income between \$160,000 and \$214,000 would be calculated as:

$$\text{IRMMA} = \$34.10 \times (65\% - 25.5\%) / 25.5\%$$

$$\text{IRMMA} = \$34.10 \times 1.549$$

$$\text{IRMMA} = \$52.82, \text{ rounded down to the nearest dime} = \$52.80.$$

Beneficiaries pay the surcharge directly to the federal government, rather than to Part D plans. When applicable, IRMMA will be withheld from an enrollee’s monthly Social Security check, Railroad Retirement benefit, or federal pension payment, unless the benefit check is not sufficient for the purpose.⁵⁷ If a beneficiary is directly billed for IRMAA, he or she has the option of paying through an electronic funds transfer or by other means. While the actual amount of the surcharge is recalculated annually, the income thresholds are fixed through 2017.⁵⁸

(...continued)

Higher-Income Beneficiaries, 2016, <http://www.ssa.gov/pubs/EN-05-10536.pdf>.

⁵⁶ Social Security Act §1860D-13(a)(7).

⁵⁷ In cases where an enrollee’s benefit payment check is not sufficient to have the IRMMA withheld, or if an enrollee is not receiving such benefits, the beneficiary must be billed directly for the IRMMA. 42 C.F.R. §423.293.

⁵⁸ Section 3402 of the ACA froze the thresholds used to determine high-income premiums at the 2010 level. These levels will be maintained through 2017. In 2018 and 2019, Section 402 of the Medicare Access and CHIP Reauthorization Act of 2015 (MACRA; P.L. 114-10) maintains the freeze on the income thresholds for the lower two high-income premium tiers, but reduces the threshold levels for the two highest income tiers so that more beneficiaries will fall into the higher percentage categories. Beginning in 2020, the income thresholds for all income categories will be adjusted annually for inflation. These changes are applicable to both Medicare Parts B and D high-income premiums. See CRS Report R43962, *The Medicare Access and CHIP Reauthorization Act of 2015 (MACRA; P.L. 114-10)*, coordinated by Jim Hahn.

Qualified Drug Coverage

Part D plan designs may vary, but all PDPs and MA-PDs must offer at least a minimum package of benefits. This minimum set, referred to as “qualified prescription drug coverage,” may include either a standard package of prescription drug coverage established by Medicare or an alternative package that is actuarially equivalent.⁵⁹ Plans may also offer “enhanced” coverage that exceeds the value of standard coverage. Premiums for these enhanced plans are generally higher than for standard plans. MA organizations offering MA-coordinated care plans are required to offer at least one plan for the service area that includes drug coverage. The drug coverage can be either basic coverage or enhanced coverage.⁶⁰

Standard Prescription Drug Coverage

Under the standard Part D benefit, a beneficiary first pays a *deductible* (\$360 in 2016). After the deductible has been met, the beneficiary is responsible for 25% of the cost of prescription drugs (with the plan covering the remaining 75%) up to the *initial coverage limit* (\$3,310 in 2016).⁶¹ (See **Figure 2**.)

To reach the initial coverage limit in a 2016 standard plan, a beneficiary would pay the \$360 deductible plus \$737.50 in prescription costs, for total out-of-pocket costs of \$1,097.50. The plan would pay the remaining \$2,212.50.

After the initial coverage threshold has been reached, a beneficiary enters the *coverage gap* or “doughnut hole” and is responsible for a larger share of prescription drugs costs until he or she reaches the *catastrophic threshold*, which is about \$7,515.22 in total drug costs in 2016 for those not receiving the LIS.⁶² Total spending in the coverage gap is about \$4,205.22⁶³ with a portion paid by the beneficiary, a portion covered by the plan, and a portion offset by manufacturer discounts for brand-name drugs. (See “The Coverage Gap.”)

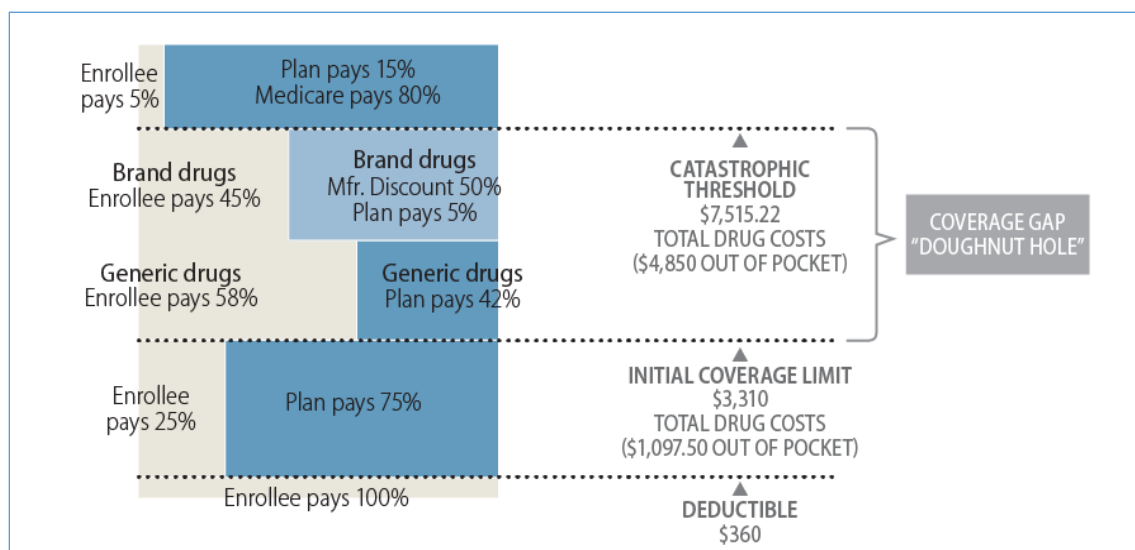
⁵⁹ Social Security Act, §1860D-2.

⁶⁰ CMS, *Medicare Prescription Drug Benefit Manual*, Chapter 5, “Benefits and Beneficiary Protection,” Section 20.4.4, Rev. September 20, 2011, http://www.cms.gov/Medicare/Prescription-Drug-Coverage/PrescriptionDrugCovContra/Downloads/MemoPDBManualChapter5_093011.pdf.

⁶¹ The thresholds for 2016 were published in the 2016 Call Letter. CMS, “Announcement of Calendar Year (CY) 2016 Medicare Advantage Capitation Rates and Medicare Advantage and Part D Payment Policies and Final Call Letter,” April 6, 2016, p.41, <https://www.cms.gov/medicare/healthplans/medicareadvtspecratestats/downloads/announcement2016.pdf>. The standard plan annual deductible, initial coverage limit, out-of-pocket threshold, and beneficiary cost-sharing are adjusted annually under a set formula. See 42 CFR 423.104(d). The standard plan deductible is the maximum deductible that can be charged for Part D plans.

⁶² For those receiving a low-income subsidy (who are not eligible for manufacturer discounts in the doughnut hole), the catastrophic threshold is \$7,062.50. For beneficiaries eligible for the manufacturer discount, the threshold depends on the mix of brand name and generic drugs used; the average non-LIS threshold is about \$7,515.22.

⁶³ Total reflects catastrophic limit of about \$7,515.22 minus initial coverage limit of \$3,310. Actual spending per beneficiary will vary depending on plan design and purchases of brand-name vs. generic drugs. CMS thresholds are based on average spending data across all plans.

Figure 2. 2016 Standard Medicare Prescription Drug Benefit

Source: Figure created by CRS based on data from CMS, "Announcement of Calendar Year (CY) 2016 Medicare Advantage Capitation Rates and Medicare Advantage and Part D Payment Policies and Final Call Letter," April 6, 2015, Attachments IV and V.

Note: Beneficiaries above the catastrophic threshold pay the greater of a \$2.95 co-payment for generic drugs and a \$7.40 co-payment for brand-name drugs or 5% cost-sharing in 2016. LIS beneficiaries pay less out of pocket than other beneficiaries. For example, full benefit dual eligibles pay no deductible, minimal cost-sharing in the coverage gap, and no cost-sharing above the catastrophic threshold. (See **Table 7.**)

Actual spending per beneficiary will vary depending on plan design (some enhanced plans provide additional subsidies in the coverage gap) and purchases of brand-name vs. generic drugs. However, when non-LIS beneficiaries reach total out of pocket spending of \$4,850 in 2016, they have reached the catastrophic threshold. (See "True Out-of-Pocket Expenses.") After the catastrophic threshold has been reached, plans charge a beneficiary the greater of a nominal set co-payment for drugs or 5% coinsurance.⁶⁴ Medicare subsidizes 80% of each plan's costs for this catastrophic coverage.

CMS uses a set formula to update annual Part D coverage parameters including the standard deductible, the initial coverage limit, and beneficiary total out-of-pocket amounts.⁶⁵ Annual percentage increases are based on average per-capita spending for covered outpatient drugs for Medicare beneficiaries during the 12-month period ending in July of the previous year.

Actuarially Equivalent Plans

Plan sponsors have a number of options when designing pricing and benefits. Insurers may offer plans that provide the same level of coverage as the Part D standard plan, but may modify certain parameters and cost sharing such as the \$360 deductible, while also imposing cost-sharing requirements that are higher than 25%. For example, nearly all plans use a tiered cost-sharing structure, where beneficiaries have a lower co-payment for generic drugs, and higher cost sharing for more expensive brand-name drugs. (See "Tiered Formularies.") In 2015, 45% of Part D

⁶⁴ Nominal cost sharing is defined as the greater of (1) a copayment of \$2.95 in 2016 for a generic drug or preferred multiple source drug and \$7.40 in 2016 for other drugs, or (2) 5% coinsurance.

⁶⁵ Social Security Act, §1860D-2.

enrollees in PDPs were in plans offering enhanced benefits, and 55% in plans that were actuarially equivalent to the standard benefit. No PDP enrollees were in defined standard benefit plans.⁶⁶

Enhanced Plans

Insurers may also offer enhanced coverage that exceeds the value of defined standard coverage. Enhanced coverage includes basic coverage and supplemental benefits such as reductions in cost sharing, including reductions in cost sharing in the coverage gap. A PDP sponsor may not offer an enhanced plan unless it also offers a standard or actuarially equivalent plan in the same region. The requirement is designed to ensure that Medicare beneficiaries have options for lower-cost plans.

The structure of the Part D program, including the large number of plans available in each region, can make it complicated for beneficiaries to compare plans. The ACA required CMS to streamline the number of Part D plans in each region and simplify the enrollment process. Since the 2011 plan year, CMS has required Plan D sponsors that offer more than one plan per region to demonstrate that there are meaningful differences between their plans, in terms of premiums, cost sharing, formulary design, or other benefits.⁶⁷ Plan sponsors may offer only one basic plan benefit design in a service area and no more than two enhanced plans in each service area. CMS determines whether there is a meaningful difference between plans, in part, by analyzing beneficiaries' potential out-of-pocket costs.

The Coverage Gap

One unique feature of the Medicare Part D drug benefit is the coverage gap—the period in which Part D enrollees are required to pay a larger share of total drug costs until they reach the catastrophic coverage level. Congress included the coverage gap in the benefit structure when it enacted the MMA in 2003 because the cost of continuous coverage would have exceeded goals for total spending.

As originally enacted, Part D provided a basic level of coverage for all beneficiaries, and extra protection for those with the highest drug costs (above the catastrophic limit). Part D enrollees who did *not* receive a low-income subsidy generally paid the full cost of drugs while in the coverage gap. (See original Part D in **Figure 3**.) The ACA, as amended,⁶⁸ includes provisions that gradually phase out the coverage gap by 2020, at which point beneficiaries in standard plans will have a 25% cost share from the time they meet a standard plan deductible until they reach the catastrophic limit, after which cost sharing is reduced. (See “Phase Out of the Coverage Gap.”)

Beneficiaries may have different levels of actual out-of-pocket spending in the coverage gap depending on how their specific plans are structured and the percentage of brand-name and generic drugs that they use. Spending will also vary depending whether a beneficiary qualifies for

⁶⁶ MedPAC, *Report to the Congress: Medicare Payment Policy*, March 15, 2016, p. 377, <http://www.medpac.gov/documents/reports/march-2016-report-to-the-congress-medicare-payment-policy.pdf>.

⁶⁷ CMS, *Medicare Prescription Drug Benefit Manual*, Chapter 5, “Benefits and Beneficiary Protection,” Rev. September 20, 2011, http://www.cms.gov/Medicare/Prescription-Drug-Coverage/PrescriptionDrugCovContra/Downloads/MemoPDBManualChapter5_093011.pdf.

⁶⁸ Section 3301 of the ACA created the coverage gap manufacturer discount program. Section 1101 of the Health Care and Education Reconciliation Act of 2010 (P.L. 111-152) added the phase-in of government subsidies to close the coverage gap by 2020.

the LIS based on his or her income and assets. For example, dual-eligible beneficiaries who are institutionalized have zero copays for drugs listed on a plan formulary, including during the time they are in the coverage gap. Other LIS beneficiaries have set-dollar co-pays while they are in the coverage gap. In 2013, about 25% of Medicare Part D enrollees reached the coverage gap.⁶⁹

CMS offers enrollees suggestions for avoiding or delaying the coverage gap and for saving money while in the gap.⁷⁰ Strategies for minimizing out-of-pocket spending include switching to generic,⁷¹ over-the-counter, mail-order, or other lower-cost drugs when possible; exploring national and community-based charitable programs or State Pharmacy Assistance Programs (SPAPs) that might offer assistance;⁷² and looking into Pharmaceutical Assistance Programs (also called Patient Assistance Programs or PAPs) offered by pharmaceutical manufacturers or independent charities.⁷³ Additionally, CMS suggests that beneficiaries continue using their Medicare drug plan cards even when in the coverage gap. Using the cards helps to ensure that beneficiaries are charged the drug plan's discounted, negotiated prices and that their out-of-pocket expenses count toward reaching the catastrophic coverage threshold.

Phase-Out of the Coverage Gap

The ACA gradually closes the coverage gap through a combination of manufacturer discounts and government subsidies. As required by the ACA, pharmaceutical manufacturers that want to participate in Medicare Part D must sign agreements to take part in the Medicare Coverage Gap Discount Program.⁷⁴ The program requires companies to provide a 50% discount on brand-name drugs for non-LIS Part D participants who are in the coverage gap. Drug makers began providing the brand-name drug discount in 2011.

The federal government is providing additional subsidies for both brand-name and generic drugs purchased in the coverage gap, and will eventually subsidize 25% of the cost of brand-name drugs and 75% of the cost of generic drugs purchased in the coverage gap. (Those enrollees who reached the coverage gap in 2010 received a \$250 discount, in the form of a check.) (See **Table 5**

⁶⁹ MedPAC, *Report to the Congress: Medicare Payment Policy*, March 15, 2016, p. 398, <http://www.medpac.gov/documents/reports/march-2016-report-to-the-congress-medicare-payment-policy.pdf>.

⁷⁰ For more information on the coverage gap see CMS, "Bridging the Coverage Gap," at <http://www.cms.gov/Medicare/Prescription-Drug-Coverage/PrescriptionDrugCovGenIn/bridgingthegap.html>; CMS, "Costs in the Coverage Gap," at <http://www.medicare.gov/part-d/costs/coverage-gap/part-d-coverage-gap.html>; and CMS, "Medicare Prescription Drug Coverage, Closing the Coverage Gap—Medicare Prescription Drugs Are Becoming More Affordable," at <http://www.medicare.gov/Pubs/pdf/11493.pdf>.

⁷¹ Part D sponsors are required to ensure that their network pharmacies inform enrollees of any price differential between a covered drug and the lowest-price generic version of the drug that is therapeutically equivalent, bioequivalent, on the plan's formulary, and available at that pharmacy.

⁷² Some states offer payment assistance for drug plan premiums and/or other drug costs for individuals who have trouble affording their medication but do not qualify for LIS. For example, a state may offer assistance to individuals with incomes between 150% and 300% of the FPL. To learn which states offer this assistance and for details on the state programs, see <http://www.medicare.gov/pharmaceutical-assistance-program/state-programs.aspx>.

⁷³ Many major drug manufacturers offer assistance programs for the drugs they manufacture. Manufacturer patient assistance programs may be used outside the Part D benefit, and the value of benefits received under these programs does not count toward true out-of-pocket expenses. Independent charity patient assistance programs may provide assistance with Part D cost-sharing, which does count toward true out-of-pocket expenses. To learn which manufacturers offer assistance, see <http://www.medicare.gov/pharmaceutical-assistance-program/index.aspx>. See also CRS Report R44264, *Prescription Drug Discount Coupons: Implications for Public and Commercial Health Care Plans*, by Suzanne M. Kirchhoff.

⁷⁴ CMS, "Part D Information for Pharmaceutical Manufacturers," <http://www.cms.gov/Medicare/Prescription-Drug-Coverage/PrescriptionDrugCovGenIn/Pharma.html>.

and **Figure 3.**) The Congressional Budget Office (CBO) estimated that the net cost of closing the coverage gap would be \$51 billion over 10 years (2013 to 2022).⁷⁵

Table 5. Closing the Doughnut Hole
(Phase-in of Subsidies and Reduction in Beneficiary Cost Sharing)

	Brand Name Drugs			Generic Drugs	
	Manufacturer Discount	Medicare Subsidy	Beneficiary Cost Share	Medicare Subsidy	Beneficiary Cost Share
2011	50%	0	50%	7%	93%
2012	50%	0	50%	14%	86%
2013	50%	2.5%	47.5%	21%	79%
2014	50%	2.5%	47.5%	28%	72%
2015	50%	5%	45%	35%	65%
2016	50%	5%	45%	42%	58%
2017	50%	10%	40%	49%	51%
2018	50%	15%	35%	56%	44%
2019	50%	20%	30%	63%	37%
2020	50%	25%	25%	75%	25%

Source: CRS Analysis of ACA, as amended.

Notes: The manufacturer discount remains constant at 50% for brand-name drugs; the rest of the coverage comes in the form of escalating federal subsidies to Part D plans. The federal government provides the generic drug subsidy.

During plan year 2016, non-LIS enrollees pay 45% of the cost of brand-name drugs and 58% of the cost of generic drugs while in the coverage gap. Manufacturers provide a 50% discount for brand-name products, while the federal government subsidizes 5% of the cost of brand-name drugs and 42% of the cost of generics. Participants in enhanced Part D plans that provide extra assistance in the coverage gap are to receive the ACA required discounts and government subsidies for any remaining amounts owed, in addition to their enhanced plan benefits.⁷⁶

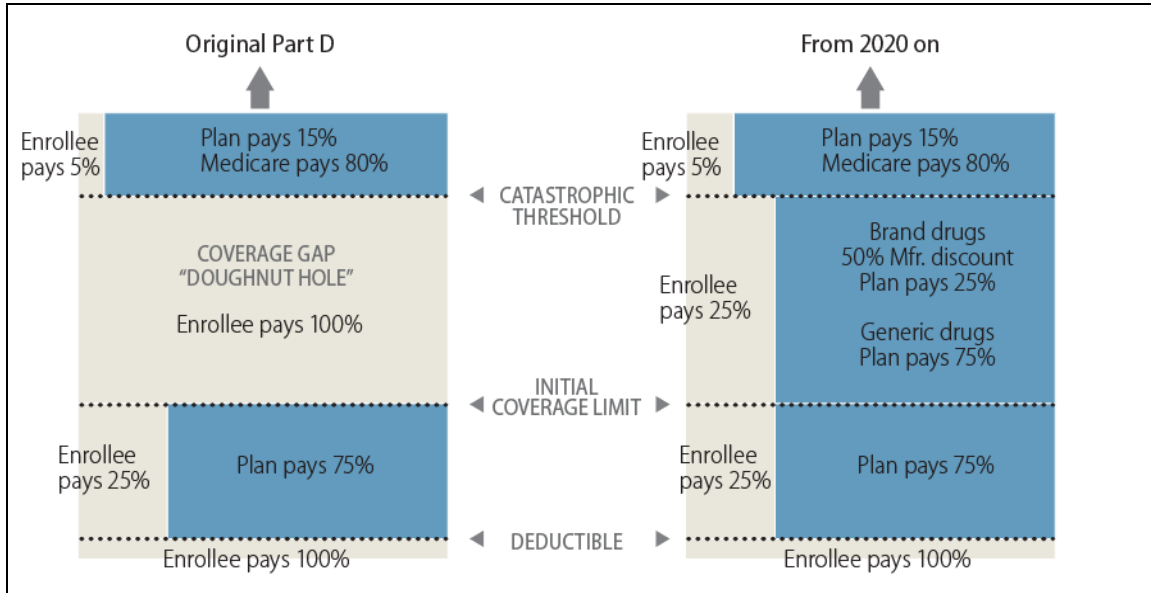
In 2015, about 5.2 million beneficiaries who were in the coverage gap received the 50% manufacturer discount on brand-name drugs they purchased. Overall 2015 discounts totaled about \$5.4 billion, with an average discount per beneficiary of \$1,054.⁷⁷

⁷⁵ CBO, “Offsetting Effects of Prescription Drug Use on Medicare’s Spending for Medical Services,” November 2012, p. 6, <http://www.cbo.gov/sites/default/files/cbofiles/attachments/43741-MedicalOffsets-11-29-12.pdf>. CBO estimated that the manufacturer discounts and increased government drug coverage would increase federal spending for Medicare Part D by \$86 billion from 2013 to 2022, compared with what would have been spent under prior law. CBO also estimated that closing the coverage gap would reduce federal spending for medical services under Medicare by \$35 billion, resulting in a net increase in federal spending of \$51 billion from 2013 to 2022.

⁷⁶ CMS, “Medicare Prescription Drug Coverage, Closing the Coverage Gap—Medicare Prescription Drugs Are Becoming More Affordable,” p. 4, <http://www.medicare.gov/Pubs/pdf/11493.pdf>.

⁷⁷ CMS, “Coverage Gap Discount Program,” <http://www.cms.gov/Medicare/Medicare-Advantage/Plan-Payment/CGDP.html>.

Figure 3. Closing the Doughnut Hole
(the ACA includes provisions that will gradually close the doughnut hole by 2020)



Source: CRS analysis of ACA.

Note: Beneficiaries above the catastrophic threshold pay the greater of a specified co-payment or 5% cost-sharing. LIS beneficiaries pay less out of pocket than other beneficiaries. For example, full benefit dual eligibles pay no deductible, minimal cost-sharing in the coverage gap, and no cost-sharing above the catastrophic threshold. (See **Table 7** for beneficiary cost-sharing in 2016.)

True Out-of-Pocket Expenses

Before catastrophic protection begins, Part D enrollees must incur a certain level of out-of-pocket costs.⁷⁸ *True out-of-pocket costs* (TrOOP) are costs that are incurred by a beneficiary or are counted by CMS as incurred by a beneficiary, including a plan deductible, cost sharing up to the initial coverage limit, and the cost of certain drugs while in the doughnut hole, including the manufacturer subsidy.

Enrollee spending for Part D covered drugs is treated as a true out-of-pocket cost if it is:⁷⁹ paid by the enrollee (including through a Medical Savings Account, Health Savings Account or Flexible Spending Account); paid by family members or friends; paid by a Qualified State Pharmacy Assistance Program; covered by a low-income subsidy; paid by most charities; covered by a drug manufacturer discount under the Medicare coverage gap discount program; covered by the Indian Health Service,⁸⁰ or paid by an AIDS Drug Assistance Program.⁸¹

⁷⁸ True out-of-pocket costs are the payments that count toward an enrollee's Part D out-of-pocket threshold of \$4,850 for 2016.

⁷⁹ CMS, *Medicare Prescription Drug Benefit Manual*, Chapter 5, "Benefits and Beneficiary Protection," Section 30, Rev. September 20, 2011, http://www.cms.gov/Medicare/Prescription-Drug-Coverage/PrescriptionDrugCovContra/Downloads/MemoPDBManualChapter5_093011.pdf.

⁸⁰ Added by §3314 of the ACA.

⁸¹ Added by §3314 of the ACA.

Incurred costs do not include Part D premiums; costs for drugs that are not on the enrollee's plan formulary; coverage by other insurance, including group health plans, workers' compensation, Part D plans' supplemental or enhanced benefits, or other third parties; or Patient Assistance Programs operating outside of Part D. Additionally, while the ACA manufacturer drug discounts count toward the TrOOP, federal subsidies for brand-name or generic drugs in the doughnut hole do not.

Examples of TrOOP Spending

Consider a non-LIS enrollee in a 2016 standard plan. In order to reach the initial coverage limit, the enrollee would need to incur TrOOP spending consisting of the \$360 deductible and 25% coinsurance or copayments on total drug spending up to \$3,310 (\$737.50). The beneficiary now faces about \$3,752.50 of additional spending in the doughnut hole before he or she reaches the catastrophic threshold (a total of \$4,850 in out-of-pocket spending).

While in the coverage gap, a beneficiary pays 45% of the cost of brand-name drugs, including any pharmacy dispensing fees. The manufacturer provides a 50% discount on the negotiated price of brand-name drugs, which will count toward TrOOP. The federal government provides a subsidy of 5% of the cost of the brand-name drug, which will not count toward TrOOP.

A beneficiary who purchases generic drugs in the coverage gap in 2016 pays 58% of the cost of drugs, including pharmacy dispensing fees,⁸² which will be counted toward TrOOP. The federal government provides a 42% coverage subsidy that will not count toward TrOOP.

In one example,⁸³ the beneficiary buys a brand-name drug that has a negotiated price of \$60 and a \$2 pharmacy dispensing fee. The total cost is \$62. The beneficiary will pay 45% of the cost of the drug and dispensing fee ($\$62 \times 0.45 = \27.90). The manufacturer discount reduces the price of the drug by \$30 (50% of the \$60 negotiated price.) In this case, TrOOP will be \$57.90 (The \$27.90 beneficiary price, including a portion of the dispensing fee, plus the \$30 manufacturer discount). The remaining \$4.10, which is equal to 5% of the drug cost and 55% of the pharmacy dispensing fee, does not count toward TrOOP.

In another example, the beneficiary buys a generic drug. The price for the generic drug is \$20 and the dispensing fee is \$2. The beneficiary will pay 58% of the cost of the generic drug plus the pharmacy fee ($\$22 \times 0.58 = \12.76). The \$12.76 will count as TrOOP. The government's 42% coverage portion (\$9.24) will not count as TrOOP.

In 2013, 2.9 million Part D enrollees (about 8%) exceeded the out-of-pocket threshold and reached the catastrophic phase of the benefit. These enrollees accounted for about 47% of gross Part D spending in that year.⁸⁴ Of those reaching the catastrophic phase in 2013, around 2.1 million received the low-income subsidy. However, the share of non-LIS enrollees reaching the out-of-pocket spending limit has been growing, from about 16% of all Part D enrollees in 2008 to about 24% in 2013. This growth is due in part to ACA provisions that allow enrollees to count the 50% manufacturer discount toward TrOOP, as well as to higher enrollment growth by non-LIS enrollees compared to LIS enrollees over that time.⁸⁵

⁸² For brand-name drugs, any pharmacy dispensing fees are added to the price of the drug after the manufacturer's discount has been applied, and the full amount of the fee counts as TrOOP. For generic drugs, dispensing fees are counted as part of the cost of the drug before the government subsidy is applied. Therefore, only a percentage of the dispensing fee, not the full amount, is counted in TrOOP.

⁸³ Based on examples from CMS, "Medicare Prescription Drug Coverage, Closing the Coverage Gap—Medicare Prescription Drugs Are Becoming More Affordable," <http://www.medicare.gov/Pubs/pdf/11493.pdf>.

⁸⁴ MedPAC, *Report to the Congress: Medicare Payment Policy*, March 15, 2016, p. 396-399, <http://www.medpac.gov/documents/reports/march-2016-report-to-the-congress-medicare-payment-policy.pdf>.

⁸⁵ Ibid.

Low-Income Subsidies

Medicare Part D provides subsidies to assist low-income beneficiaries with premiums and cost sharing.⁸⁶ LIS cost sharing is linked to the standard prescription drug coverage and varies according to a beneficiary's assets and income and, also, whether a beneficiary is institutionalized, or is receiving community-based care. Full-subsidy eligibles⁸⁷ have no deductible, minimal cost sharing during the initial coverage period and coverage gap, and no cost sharing above the catastrophic threshold. Additionally, full-benefit dual eligibles who are residents of medical institutions or nursing facilities have no cost sharing. (See "Eligibility for Low-Income Assistance.")

Premium Assistance

Full-Subsidy-Eligible Individuals

Low-income beneficiaries who qualify for a full subsidy do not pay monthly plan premiums if they enroll in certain, lower-cost Part D plans. A PDP qualifies as a lower-cost or "benchmark" plan if it offers basic Part D coverage and charges premiums equal to, or below, a regional low-income premium subsidy amount calculated by CMS each year. (See "Availability of Low-Income Plans.") If a LIS beneficiary selects a plan with a premium that is higher than the regional benchmark, he or she must pay the extra cost.

Partial-Subsidy-Eligible Individuals

Partial-subsidy-eligible individuals receive premium assistance based on an income sliding scale, as specified in **Table 6**.

Table 6. Sliding-Scale Premium for Partial-Subsidy-Eligible Individuals

Federal Poverty Level (FPL) and Asset Thresholds	Percentage of Premium Subsidy Amount
Income up to or at 135% FPL, with assets that do not exceed the calendar year resource limits for individuals or couples.	100%
Income above 135% FPL but at or below 140% FPL; assets that do not exceed the calendar year resource limits for individuals or couples.	75%
Income above 140% FPL but at or below 145% FPL; assets that do not exceed the calendar year resource limits for individuals or couples.	50%
Income above 145% FPL but below 150% FPL; assets that do not exceed the calendar year resource limits for individuals or couples.	25%

Source: SSA Program Operations Manual, Section HI 03030.025, "Resource Limits for Subsidy Eligibility," <https://secure.ssa.gov/poms.nsf/lnx/0603030025>.

⁸⁶ While assistance with Part B premiums and cost-sharing for low-income beneficiaries is primarily paid for by state Medicaid programs (through their Medicare Savings Programs), the Part D low-income subsidy is federally funded.

⁸⁷ A full-benefit dual eligible is someone who is qualified for full Medicaid benefits. Full-benefit beneficiaries may be deemed full-subsidy Medicare Part D recipients if they meet certain guidelines. For definition of full-subsidy eligible benefit, see CMS, *Medicare Part D Prescription Drug Manual*, Chapter 13, "Premium and Cost-Sharing Subsidies for Low-Income Individuals," p. 5, Rev. July 29, 2011, <http://www.cms.gov/Medicare/Prescription-Drug-Coverage/PrescriptionDrugCovContra/PartDManuals.html>.

Cost-Sharing Subsidies

Cost-sharing subsidies for LIS enrollees are linked to standard prescription drug coverage. Full-subsidy eligibles have no deductible, minimal cost sharing during the initial coverage period and coverage gap, and no cost sharing above the catastrophic threshold. Partial-subsidy individuals have higher cost sharing. (See **Table 7**.)

Other specific policies for dual eligibles include:

- Full-benefit, dual eligibles who are residents of medical institutions or nursing facilities have no cost sharing, with some exceptions.⁸⁸ The ACA expanded the LIS subsidy so that beneficiaries receiving home and community-based services in lieu of institutional care also have no cost sharing.
- Other full-benefit, dual-eligible individuals with incomes up to or at 100% of FPL pay \$1.20 for a generic drug prescription or preferred multiple-source drug prescription and \$3.60 for any other drug prescription in 2016 up to the catastrophic threshold. They have no co-pays above the catastrophic limit.
- Full-subsidy-eligible individuals with incomes above 100% of FPL have cost sharing for all drug costs, up to the catastrophic limit of \$2.95 in 2016 for a generic drug or preferred multiple-source drug and \$7.40 for any other drug.
- Partial-subsidy-eligible individuals have a \$74 deductible in 2016, 15% coinsurance for all costs up to the catastrophic trigger, and cost sharing above this level of \$2.95 for a generic drug prescription or preferred multiple source drug prescription and \$7.40 for any other drug prescription.

Each year, cost-sharing amounts for full-benefit dual eligibles up to or at 100% of FPL are updated by the annual percentage increase in the Consumer Price Index (CPI). The cost-sharing amounts for all other beneficiaries, and the deductible amount for other subsidy-eligible individuals, are increased by the annual percentage increase in per-capita beneficiary expenditures for Part D-covered drugs.

⁸⁸ CMS, *Medicare Part D Prescription Drug Manual*, Chapter 13, “Premium and Cost-Sharing Subsidies for Low-Income Individuals,” Section 60.2.1, Rev. July 29, 2011, <http://www.cms.gov/Medicare/Prescription-Drug-Coverage/PrescriptionDrugCovContra/PartDManuals.html>.

Table 7. Part D Standard Benefits, 2016

(by per capita drug spending category)

Total drug Spending (Dollar Ranges)	Non-LIS Beneficiaries		Low-Income Subsidy-Eligible Individuals			
			Full-Subsidy-Eligible		Other Subsidy Eligible	
	Paid by Part D	Paid by Enrollee	Paid by Part D	Paid by Enrollee	Paid by Part D	Paid by Enrollee
\$0 up to \$360 Deductible	0%	\$360	\$360	0	\$286	\$74
Between Deductible and Initial Coverage Limit (\$360.01-\$3,310)	75%	25%	100% less enrollee cost sharing	Institutionalized duals: \$0 Duals up to or at 100% of FPL: \$1.20/\$3.60 ^a Others: \$2.95/\$7.40 ^b	85%	15%
Coverage Gap Between Initial Coverage Limit (\$3,310) and Catastrophic Threshold (about \$7,515.22)	5% (plus 50% manufacturer discount) for brand name drugs and 42% for generic drugs	45% for brand name drugs and 58% for generic drugs	100% less enrollee cost sharing	Institutionalized duals: \$0 Duals under 100% of FPL: \$1.20/\$3.60 ^a Others: \$2.95/\$7.40 ^b	85%	15%
Over Catastrophic Threshold	95%	5% ^c	100%	\$0	100% less enrollee cost sharing	\$2.95/\$7.40 ^b

Source: CMS, “Announcement of Calendar Year (CY) 2016 Medicare Advantage Capitation Rates and Medicare Advantage and Part D Payment Policies and Final Call Letter,” April 6, 2015, Attachments IV and V, <https://www.cms.gov/medicare/health-plans/medicareadvtspecratestats/downloads/announcement2016.pdf>.

- Maximum of \$1.20 per prescription for generic or preferred drugs that are multiple source drugs; \$3.60 per prescription for other drugs.
- Maximum of \$2.95 per prescription for generic or preferred drugs that are multiple source drugs; \$7.40 per prescription for other drugs.
- Minimum of \$2.95 per prescription for generic or preferred drugs that are multiple source drugs; \$7.40 per prescription for other drugs.

Employer Subsidies

The MMA included provisions designed to encourage employers to continue to offer drug benefits to their Medicare-eligible retirees. Employers have a number of options for providing such coverage.

Retiree Drug Subsidy

Employers and union groups that provide prescription drug insurance to Medicare-eligible, retired workers may apply for federal retiree drug subsidies (RDS).⁸⁹ To qualify, an employer or union

⁸⁹ CMS, “Retiree Drug Subsidy,” <http://rds.cms.hhs.gov/>.

must offer drug benefits that are actuarially equivalent to, or more generous than, standard Part D prescription drug coverage. Sponsors must submit applications for CMS approval at least 90 days prior to the beginning of a plan year.

Medicare provides payments for eligible retirees, defined as individuals who are entitled to Medicare benefits under Part A and/or are enrolled in Part B, and who live in the service area of a Part D plan. An individual must be a retired participant in an employer- or union-qualified group health plan or the Medicare-enrolled spouse or dependent of a retired participant. A retiree health plan cannot receive a subsidy for a current worker or an individual who is enrolled in a Part D plan. (An employer or union does have the option of sponsoring its own Part D plan.)

For each retiree enrolled in a qualified plan in 2016, sponsors receive a federal subsidy equal to 28% of gross prescription drug costs between a threshold of \$360 and a cost limit of \$7,400.⁹⁰ The retiree subsidies are designed to encourage employers to maintain drug coverage, and have generally been less expensive for Medicare than enrolling these beneficiaries in a Part D drug plan. In 2016, the average annual RDS is forecast to be about \$652 per beneficiary compared to average per beneficiary costs of \$2,223 for all Part D beneficiaries.⁹¹

Prior to enactment of the ACA, group health plans offering qualified drug coverage were eligible to receive the Medicare retiree health subsidy and, in addition, claim a federal tax deduction for the subsidy, along with the rest of the plan's spending on retiree health benefits. The ACA prohibited companies, beginning in 2013, from claiming a tax deduction for the Medicare drug subsidy.⁹² In addition, because retiree health plans are not considered Part D plans, they are not eligible for the coverage gap discount program.

These changes, which result in higher relative costs for retiree plans, are prompting many employers to move away from the retiree drug subsidy program.⁹³ The Medicare Trustees predict that the share of Medicare Part D enrollees covered by retiree drug subsidies will decline from about 20% in 2010 to about 4% in 2016, and about 2% by 2025.⁹⁴

Employer Group Waiver Plans

Though fewer employers are receiving the Part D retiree drug subsidy, a growing number of employers and unions are offering retirees (and their eligible spouses and dependents) Part D benefits through employer-group waiver plans (EGWPs). Under such arrangements a union or employer can:

- Elect to pay a portion of Part D premiums for eligible retirees;

⁹⁰ CMS, "Announcement of Calendar Year (CY) 2016 Medicare Advantage Capitation Rates and Medicare Advantage and Part D Payment Policies and Final Call Letter," April 6, 2016, Attachment V, <https://www.cms.gov/medicare/health-plans/medicareadvtspecratestats/downloads/announcement2016.pdf>.

⁹¹ 2016 Medicare Trustees Report, Table IV.B9, p. 148, and Table V.D1, p. 200, <https://www.cms.gov/Research-Statistics-Data-and-Systems/Statistics-Trends-and-Reports/ReportsTrustFunds/Downloads/TR2016.pdf>.

⁹² Internal Revenue Service, "Frequently Asked Questions: Retiree Drug Subsidy," <http://www.irs.gov/uac/Newsroom/Frequently-Asked-Questions:-Retiree-Drug-Subsidy>.

⁹³ 2016 Medicare Trustees Report, p. 143, <https://www.cms.gov/Research-Statistics-Data-and-Systems/Statistics-Trends-and-Reports/ReportsTrustFunds/Downloads/TR2016.pdf>; and Express Scripts, "The Changing Face of Employer-Sponsored Retiree Prescription Benefits," February 2015, p. 4, https://www.express-scripts.com/aboutus/governmentsolutions/The_Changing_Face_of_Employer-Sponsored_Retiree_Rx_Benefits_Feb2015.pdf.

⁹⁴ 2016 Medicare Trustees Report, Table IV.B7, p. 145, <https://www.cms.gov/Research-Statistics-Data-and-Systems/Statistics-Trends-and-Reports/ReportsTrustFunds/Downloads/TR2016.pdf>.

- Elect to set up its own plan that supplements, or “wraps around” Part D coverage;
- Contract with a PDP or MA-PD to offer standard Part D prescription drug benefits or enhanced benefits to Medicare-eligible retirees;
- Become a Part D plan sponsor.⁹⁵

In general, federal subsidies to EGWPS mirror those for other Part D plans.⁹⁶ The Medicare Trustees forecast that the number of individuals enrolled in EGWPs will rise from about 7% of Part D enrollees in 2010, to about 15% in 2016, and close to 16%, by 2025.⁹⁷

Drug Coverage

In order for a drug to be paid by Medicare’s prescription drug benefit, it must be a drug that is covered under Part D and included in the formulary of an individual’s Part D plan. (See “Formularies.”) The MMA defines covered Part D drugs as (1) outpatient prescription drugs approved by the Food and Drug Administration (FDA), and used for a medically accepted indication; (2) biological products that may be dispensed only upon a prescription and that are licensed under the Public Health Service (PHS) Act and produced at a licensed establishment; (3) insulin (including medical supplies associated with the injection of insulin); and (4) vaccines licensed under the PHS Act. Drugs can also be treated as part of a plan’s formulary as the result of a beneficiary coverage determination or appeal.

Certain drugs are excluded from Part D coverage by law, including drugs specifically excluded from coverage under Medicaid. The exclusion applies to (1) drugs used for anorexia, weight loss, or weight gain; (2) fertility drugs; (3) drugs used for cosmetic purposes or hair growth; (4) drugs for symptomatic relief for coughs and colds; (5) prescription vitamins and minerals; and (6) covered drugs when the manufacturer requires, as a condition of sale, that associated tests be purchased exclusively from the manufacturer. Drugs used for the treatment of sexual or erectile dysfunction are excluded from coverage unless they are used to treat another condition for which the drug has been approved by the FDA.⁹⁸

Some previously barred drugs are now covered. Since January 1, 2013, Part D plans have been required to include benzodiazepines in their formularies.⁹⁹ Barbiturates must be included in plan formularies for an indication of epilepsy, cancer, or chronic mental health disorders. Effective in January 2014, the ACA removed smoking cessation agents, barbiturates and benzodiazepines from the list of drugs allowed to be excluded from Medicaid coverage. The ACA provisions meant that Part D restrictions on barbiturate coverage (i.e., limiting the drugs to treatment of epilepsy, cancer, or chronic mental health disorders) were ended.¹⁰⁰

⁹⁵ CMS, *Medicare Prescription Drug Benefit Manual*, Chapter 12, “Employer/Union Sponsored Group Health Plans,” Rev. November 7, 2008, <http://www.cms.gov/Regulations-and-Guidance/Guidance/Transmittals/Downloads/R6PDB.pdf>.

⁹⁶ *Ibid.*, Sections 20.10 and 20.11.

⁹⁷ 2016 Medicare Trustees Report, Table IV.B7, p. 145, <https://www.cms.gov/Research-Statistics-Data-and-Systems/Statistics-Trends-and-Reports/ReportsTrustFunds/Downloads/TR2016.pdf>.

⁹⁸ CMS, *Medicare Prescription Drug Benefit Manual*, Chapter 6, “Part D Drugs and Formulary Requirements,” Section 20.1, Rev. January 15, 2016, <https://www.cms.gov/Medicare/Prescription-Drug-Coverage/PrescriptionDrugCovContra/Downloads/Part-D-Benefits-Manual-Chapter-6.pdf>.

⁹⁹ These changes were required by Section 175 of the Medicare Improvements for Patients and Providers Act (MIPPA, P.L. 110-275).

¹⁰⁰ CMS, “2014 Final Call Letter,” April 1, 2013, pp. 152-153, <http://www.cms.gov/Medicare/Health-Plans/> (continued...)

If a state covers excluded drugs for Medicaid beneficiaries, it must also cover them for dual eligibles in cases where the drugs are determined to be medically necessary. Dual eligibles may therefore receive coverage from Medicaid for some drugs that are excluded from Medicare. Additionally, a Part D sponsor may elect to include one or more of these drugs in an enhanced Part D plan; however, no federal subsidy is available for the associated costs.

Drugs Covered by Other Parts of Medicare

Part D drug plans are prohibited from covering drugs covered by other parts of Medicare. This includes prescription medications provided during a stay in a hospital or skilled nursing facility that are paid for by the Part A program, and the limited circumstances when Part B covers prescription drugs. Part B-covered drugs include drugs that are not usually self-administered and are provided incident to a physician's professional services. These include such things as immunosuppressive drugs for persons who have had a Medicare-covered transplant; erythropoietin (an anti-anemia drug) for persons with end-stage renal disease; oral anti-cancer drugs; drugs requiring administration via a nebulizer or infusion pump in the home; and certain vaccines (influenza, pneumococcal, and hepatitis B for intermediate- or high-risk persons).¹⁰¹

Formularies

Prescription drug plans operate formularies, which are lists of drugs that a plan chooses to cover and the terms under which they are covered. This means that plans can choose to cover some, but not all, FDA-approved prescription drugs.

A Part D sponsor's formulary must be developed and reviewed by a special CMS-approved Pharmacy and Therapeutics Committee.¹⁰² A majority of the committee members must be practicing physicians or practicing pharmacists and the committees must each include one physician and one pharmacist who are experts in caring for elderly or disabled individuals. Committees are to base decisions on the strength of scientific evidence and standards of practice when developing and reviewing formularies. The committees should also take into account whether including a particular drug in a formulary (or in a particular tier of drugs) has therapeutic value in terms of safety and efficacy. The committees review prior authorization, step therapy, and other methods of limiting or managing access to drugs by Part D plan enrollees. (See "Drug Utilization.")

Formulary Categories and Classes

Formulary drugs are grouped into categories and classes of products that work in a similar way or are used to treat the same condition. The MMA required CMS to ask the United States

(...continued)

MedicareAdvtgSpecRateStats/downloads/Announcement2014.pdf.

¹⁰¹ For an examination of Part D vs. Part B coverage issues see CMS, *Medicare Prescription Drug Benefit Manual*, Chapter 6, "Part D Drugs and Formulary Requirements," Appendix C, Rev. January 15, 2016, <https://www.cms.gov/Medicare/Prescription-Drug-Coverage/PrescriptionDrugCovContra/Downloads/Part-D-Benefits-Manual-Chapter-6.pdf>.

¹⁰² CMS, *Medicare Prescription Drug Benefit Manual*, Chapter 6, "Part D Drugs and Formulary Requirements," Section 30.1, Rev. January 15, 2016, <https://www.cms.gov/Medicare/Prescription-Drug-Coverage/PrescriptionDrugCovContra/Downloads/Part-D-Benefits-Manual-Chapter-6.pdf>. The committee may be set up by a sponsor or a pharmacy benefit manager acting on behalf of the plan sponsor. Committee members must sign conflict of interest statements detailing economic or other relationships with entities affected by drug coverage decisions that could influence committee decisions.

Pharmacopeial Convention (USP)¹⁰³ to develop a list of categories and classes for plans and to periodically revise such classifications. A plan formulary must include at least two drugs in each category or class used to treat the same medical condition (unless only one drug is available in the category or class, or two drugs are available but one drug is clinically superior). The two-drug requirement must be met by providing two chemically distinct drugs. (Plans cannot meet the requirement by including two dosage forms or strengths of the same drug or a brand-name drug and its generic equivalent.)

Six Classes of Clinical Concern

In general, Part D drug plans are required to operate formularies that cover at least two drugs in each drug class. However, under CMS guidelines, Part D plans have been required to cover substantially all available drugs in the following six categories: immunosuppressant, antidepressant, antipsychotic, anticonvulsant, antiretroviral, and antineoplastic.¹⁰⁴ Plan sponsors have not been allowed to steer beneficiaries who are already using these drugs toward alternative therapies via policies such as requiring prior authorization or step-therapy mandates (see “Drug Utilization”).¹⁰⁵ This policy was designed to mitigate the risk that drug therapy could be interrupted for vulnerable populations.

The Medicare Improvements for Patients and Providers Act of 2008 (MIPPA, P.L. 110-275) and the ACA both codified the general policy of creating protected classes, while directing the Secretary of Health and Human Services (HHS) to spell out more specific criteria for identifying drug categories or classes of clinical concern.¹⁰⁶ As part of this process, the statutes allowed HHS to revamp the current protected classes and categories, including permitting Part D sponsors to exclude certain drugs from their formularies (or limit access to such drugs through utilization management or prior authorization restrictions).¹⁰⁷

¹⁰³ The United States Pharmacopeial Convention (USP) is a nonprofit organization that sets standards for the identity, strength, quality, and purity of medicines, food ingredients and dietary supplements.

¹⁰⁴ CMS, *Medicare Prescription Drug Benefit Manual*, Chapter 6, “Part D Drugs and Formulary Requirements,” Section 30.2.5, Rev. January 15, 2016, <https://www.cms.gov/Medicare/Prescription-Drug-Coverage/PrescriptionDrugCovContra/Downloads/Part-D-Benefits-Manual-Chapter-6.pdf>.

¹⁰⁵ For beneficiaries beginning treatment in these categories, such management techniques may be used for categories other than HIV/AIDS drugs.

¹⁰⁶ The MIPPA required that, beginning with plan year 2010, the Secretary of HHS identify categories and classes of drugs for which both of the following criteria are met: 1) restricted access to drugs in the category or class would have major or life threatening clinical consequences for individuals who have a disease or disorder treated by the drugs in such category or class and 2) there is significant clinical need for such individuals to have access to multiple drugs within a category or class due to unique chemical actions and pharmacological effects of the drugs within the category or class. The ACA specified that the six drug categories or classes of clinical concern would remain in place until the Secretary of HHS established new criteria to identify drug categories or classes of clinical concern under §1860D-4(b)(3)(G) of the Social Security Act through notice and rulemaking.

¹⁰⁷ In January 2014, CMS issued proposed rules that would have narrowed the protected classes to anticonvulsants, antiretrovirals, and antineoplastics, beginning in plan year 2015. Antipsychotic drugs would have continued to be treated as a class of clinical concern in 2015 and until CMS determined that it was appropriate to change the criteria for these products. In May 2014, CMS announced it would not finalize the proposed regulations relating to the six protected classes. See CMS, “Medicare Program; Contract Year 2015 Policy and Technical Changes to the Medicare Advantage and the Medicare Prescription Drug Benefit Programs; Proposed Rule,” 79 *Federal Register*, pp. 1936 and 2063, January 10, 2014, <http://www.gpo.gov/fdsys/pkg/FR-2014-01-10/pdf/2013-31497.pdf>.

Vaccines

The Tax Relief and Health Care Act of 2006 (P.L. 109-432) required that Medicare drug plans, beginning in 2008, include all commercially available vaccines in their drug formularies, with the exception of vaccines covered under Medicare Part B. Medicare Part B generally covers vaccinations for influenza, pneumonia, and the Hepatitis B vaccine for intermediate to high-risk cases. Part B will also cover immunizations for patients exposed to an injury or disease, such as tetanus shots.¹⁰⁸ The Tax Relief and Health Care Act of 2006 modified the definition of a Part D drug to require plans to cover the costs for administering Part D-covered vaccines, as well as the vaccine itself. CMS considers the negotiated price for a Part D vaccine to include the vaccine ingredient cost, a dispensing fee (if applicable), sales tax (if applicable) and a vaccine administration fee.¹⁰⁹

CMS policy is that Part D vaccines, including administration costs, are to be billed on one claim. The policy applies to providers both in- and out-of-network. Unlike Part B vaccines, which are billed directly to Medicare, Part D claims are paid by the insurance provider; therefore the Part D entity/individual administering the vaccine may not be able to directly bill the Part D sponsor for the vaccine and administration. In some instances, patients must pay a physician for a vaccination up front, and then submit the bill to their insurance plan. CMS has issued guidance to plans regarding alternative billing options, such as allowing in-network pharmacists to administer vaccinations and to directly bill Part D, or having physicians electronically submit claims to Part D plans.¹¹⁰

Plan-Year Formulary Changes

Part D plans may alter their formularies from year to year. Plans are also allowed, in limited circumstances, to make changes to their formularies within a plan year.¹¹¹ Plans may not change therapeutic categories and classes of drugs within a plan year, except to account for new therapeutic uses or to add newly approved Part D drugs. If Part D plans remove drugs from their formularies during a plan year (or change cost-sharing or access requirements), they must provide timely notice to CMS, affected enrollees, physicians, pharmacies, and pharmacists.

Formulary changes may be made in the following circumstances:

- Plans may immediately remove drugs from their formularies that are deemed unsafe by the FDA or are pulled from the market by their manufacturers. Plans do not have to provide prior notice of such actions, but must provide retrospective notice to CMS and other affected parties.
- Plans may make formulary maintenance changes after March 1, such as replacing a brand-name drug with a new generic drug or modifying formularies as a result of new information on safety or effectiveness. These changes require CMS approval and 60 days' notice to appropriate parties.

¹⁰⁸ CMS, Medicare Learning Network, "Vaccine and Vaccine Administration Payments Under Medicare Part D," January 2015, <https://www.cms.gov/Outreach-and-Education/Medicare-Learning-Network-MLN/MLNProducts/Downloads/Vaccines-Part-D-Factsheet-ICN908764.pdf>.

¹⁰⁹ Ibid., p.3.

¹¹⁰ Ibid., p.4.

¹¹¹ CMS, *Medicare Prescription Drug Benefit Manual*, Chapter 6, "Part D Drugs and Formulary Requirements," Section 30.3, Rev. January 15, 2016, <https://www.cms.gov/Medicare/Prescription-Drug-Coverage/PrescriptionDrugCovContra/Downloads/Part-D-Benefits-Manual-Chapter-6.pdf>.

- CMS will generally give positive consideration to formulary maintenance changes such as expanding formularies by adding drugs, moving a drug to a lower tier (thereby reducing copayments or coinsurance), or eliminating utilization management requirements.
- Plans may only remove drugs from a formulary, move covered drugs to a less-preferred tier status, or add utilization management requirements in accordance with approved procedures and after 60 days' notice to appropriate parties.¹¹²
Plans may make such changes only if enrollees currently taking the affected drugs are exempt from the formulary change for the remainder of the plan year.

Transition Policies

CMS established transition standards to ensure that enrollees who move to a new plan do not abruptly lose coverage for drugs used in ongoing therapy—for example, in a case where a new plan does not cover a drug a beneficiary has been using. Transition policies also cover cases where enrollees are affected by formulary changes in their current plan from one year to the next.¹¹³ In such cases, a beneficiary can request that his or her physician check to see if the prescription can be switched to a similar drug on the new formulary. If the physician determines that a specific drug is medically necessary, the doctor may request that the plan make an exception to its policy.

Plans are required to continue a beneficiary's previous prescription during the first 90 days of the calendar year. Any refill must be for at least 30 days (unless the prescription is written for less than 30 days) for any drug not on the plan's formulary. The requirement also applies to drugs that are on a plan's formulary, but which require prior authorization or step therapy.

Drug Utilization Management Programs

CMS regulations require that each Part D plan have an appropriate drug utilization management program that (1) includes incentives to reduce costs when medically appropriate, and (2) maintains policies and systems to assist in preventing over-utilization and under-utilization of prescribed medications.¹¹⁴ Since the Part D program began in 2006, the trend among plans has been to impose greater cost-sharing and utilization management. In addition, during the past several years, CMS has imposed more stringent requirements on plans in an effort to identify possible program fraud and abuse involving certain prescription drugs.

Tiered Formularies

Plan D plan sponsors may assign formulary drugs to tiers that correspond to different levels of cost sharing. In general, this structured pricing encourages use of generic medications by placing these medicines on the plan tier with the lowest out-of-pocket costs, and discourages the use of more expensive drugs by putting them on tiers that require higher out-of-pocket spending. Plans

¹¹² Plans may not remove covered Part D drugs from their formularies, or make any change in preferred or tiered cost-sharing status of a covered Part D drug, between the beginning of the annual coordinated election period October 15, and 60 days after the beginning of the contract year.

¹¹³ For example, if a plan sponsor alters an announced formulary to account for a new drug or therapeutic use. According to CMS, a minimum of a 108-day look-back (consistent with other reviews) is typically needed to document ongoing drug therapy.

¹¹⁴ 42 C.F.R. §423.153.

have flexibility in structuring the tiers. Different plans may place the same drug on different tiers, and drugs in parallel tiers may not have the same cost-sharing requirements. To illustrate, a five-tiered formulary may be structured so that Tier 1 includes preferred generics, Tier 2 includes non-preferred generics, Tier 3 contains preferred brand-name drugs, Tier 4 includes higher-cost, non-preferred brand names, and Tier 5 (the “specialty tier”) has very expensive or rare drugs.¹¹⁵ In 2015, about 80% of PDP enrollees and 91% of MA-PD enrollees were in plans with five cost-sharing tiers.¹¹⁶

Part D plans are permitted to institute a specialty tier for expensive products (e.g., unique drugs and biologics). Beneficiaries cannot appeal cost-sharing amounts for drugs placed on a specialty tier. Plans typically charge a percentage of the cost of a drug on the specialty tier (coinsurance), rather than a flat copayment. To ensure that beneficiaries dependent on specialty drugs are not “unduly discouraged” from enrolling in tiered plans, CMS has instituted the following conditions: (1) a plan may have only one specialty tier; (2) a plan with a standard deductible may impose coinsurance of up to 25% for specialty drugs, while a plan with a reduced or zero deductible may impose coinsurance of up to 33%, and (3) only drugs with negotiated prices exceeding a set threshold may be placed on a specialty tier (\$600 for a month’s supply for 2016).¹¹⁷

The specialty tier is not necessarily the tier with the highest coinsurance. A number of Part D plans charge coinsurance above 33% for drugs on a non-preferred brand name formulary tier, up to the initial coverage limit.¹¹⁸ According to CMS, best practices for developing formularies dictate that drugs are placed in a non-preferred tier only when drugs that are therapeutically similar (i.e., drugs that provide similar treatment outcomes) are in more preferable positions on the formulary.¹¹⁹ CMS reviews plan sponsors’ drug tier placement to ensure their formulary does not substantially discourage enrollment of certain beneficiaries, such as those with potentially high drug costs. Some of the largest Part D plans charge 50% co-insurance for non-preferred brand name drugs.¹²⁰

According to CMS, 96.6% of PDPs and 98.5% of MA-PDs had specialty tiers in 2014, and about 2% of Part D enrollees used a specialty tier drug.¹²¹ While only 0.32% of all 2014 Part D claims were for specialty tier drugs, they accounted for more than 16% of program spending.¹²²

¹¹⁵ Each plan negotiates the price of each drug with its manufacturer. If a plan obtains a good discount on one brand-name drug, but not on a competing drug used in treating the same condition, the plan may charge a lower co-pay for the former (preferred) drug and a higher co-pay for the latter (non-preferred).

¹¹⁶ Jack Hoadley, Juliette Cubanski and Tricia Neuman, *Medicare Part D at Ten Years: The 2015 Marketplace and Key Trends, 2006-2015*, Kaiser Family Foundation, October 5, 2015, <http://kff.org/medicare/report/medicare-part-d-at-ten-years-the-2015-marketplace-and-key-trends-2006-2015/>.

¹¹⁷ CMS, “Announcement of Calendar Year (CY) 2016 Medicare Advantage Capitation Rates and Medicare Advantage and Part D Payment Policies and Final Call Letter,” April 6, 2015, p. 160, <https://www.cms.gov/medicare/health-plans/medicareadvtspecratestats/downloads/announcement2016.pdf>.

¹¹⁸ CRS analysis of plans using the CMS Medicare Part D plan finder.

¹¹⁹ CMS, *Medicare Prescription Drug Benefit Manual*, Chapter 6, “Part D Drugs and Formulary Requirements,” Section 30.2.7, Rev. January 15, 2016, <https://www.cms.gov/Medicare/Prescription-Drug-Coverage/PrescriptionDrugCovContra/Downloads/Part-D-Benefits-Manual-Chapter-6.pdf>.

¹²⁰ For example, see 2016 Humana Enhanced PDP, <https://www.humana-medicare.com/BenefitSummary/2016PDFs/S5884004000SB16.pdf>.

¹²¹ CMS, “Medicare Part D Specialty Tier,” April 7, 2015, <https://www.cms.gov/Medicare/Prescription-Drug-Coverage/PrescriptionDrugCovGenIn/Downloads/CY-2016-Specialty-Tier-Methodology.pdf>.

¹²² *Ibid.*

Other Drug Utilization Controls

Other utilization restrictions include (1) prior authorization, in which a beneficiary, with assistance of a prescribing physician, must obtain a plan's approval before it will cover a particular drug; (2) step therapy, where a beneficiary must first try a generic or less expensive drug to see if it works as well as the one prescribed; and (3) quantity limits, where the supply of drugs is initially limited to reduce the likelihood of waste (e.g., if a drug was not effective for a beneficiary or had intolerable side effects). A beneficiary who wants his or her plan to waive a utilization control must provide a physician statement indicating that a prescribed drug and dosage is medically necessary and providing a rationale as to why restrictions are not appropriate.

Since 2014, PDPs have been required to apply a daily cost-sharing rate to prescriptions for less than a 30-day supply of medication (with some exceptions).¹²³ The daily cost-sharing rate is defined as the monthly co-payment under the enrollee's Part D plan, divided by 30 or 31 and rounded to the nearest lower dollar amount. The daily cost-sharing requirement gives beneficiaries an incentive to ask physicians for shorter prescriptions when trying a medication for the first time because the Part D sponsor will charge the lower, pro-rated cost sharing when the prescription is dispensed. Shorter prescriptions are seen as a means to reduce Part D beneficiary costs and drug waste in cases where a prescribed drug is found not to be effective.¹²⁴

According to Medicare Payment Advisory Commission (MedPAC), PDP have imposed some form of utilization management on 42% of formulary drugs, compared to 38% in 2015.¹²⁵

Part D Overutilization Monitoring

Investigations of the Part D program have found that some beneficiaries have obtained overlapping prescriptions from multiple physicians for frequently abused prescription drugs.¹²⁶ To reduce the potential for inappropriate utilization of opioids and acetaminophen in the Part D program, CMS instructed¹²⁷ plan sponsors to make several improvements to their formulary management processes by January 1, 2013, including:

- Appropriate controls at the point of sale to limit access to medications containing opioids or acetaminophen, as well as quantity limits to guard against over-utilization of drugs;
- Improved review of filled prescriptions to identify at-risk beneficiaries;

¹²³ 42 C.F.R. §423.153(b)(4)(i).

¹²⁴ CMS, "Changes to the Medicare Advantage and Medicare Prescription Drug Benefit Programs for Contract Year 2013 and Other Changes, Final Rule," 77 *Federal Register*, April 12, 2012, p. 22126; <http://www.gpo.gov/fdsys/pkg/FR-2012-04-12/pdf/2012-8071.pdf>.

¹²⁵ MedPAC, *Report to the Congress: Medicare Payment Policy*, March 15, 2016, p. 387, <http://www.medpac.gov/documents/reports/march-2016-report-to-the-congress-medicare-payment-policy.pdf>

¹²⁶ For example, a CMS study of contract year 2011 data found that about 225,000 Part D beneficiaries, or 0.71% of all Part D beneficiaries, had exceeded recommended thresholds for opioid use for 90 or more consecutive days; CMS, "Supplemental Guidance Related to Improving Drug Utilization Controls in Part D," September 6, 2012, <https://www.cms.gov/Medicare/Prescription-Drug-Coverage/PrescriptionDrugCovContra/Downloads/HPMSSupplementalGuidanceRelated-toImprovingDURcontrols.pdf>. For a full list of CMS Guidance and other reports on this issue, see the CMS web page on "Improving Drug Utilization Controls in Part D," <http://www.cms.gov/Medicare/Prescription-Drug-Coverage/PrescriptionDrugCovContra/RxUtilization.html>.

¹²⁷ CMS, "Medicare Part D Overutilization Monitoring System," July 5, 2013, <https://www.cms.gov/Medicare/Prescription-Drug-Coverage/PrescriptionDrugCovContra/Downloads/HPMS-memo-Medicare-Part-D-Overutilization-Monitoring-System-07-05-13-.pdf>.

- Case management with the beneficiaries' prescribers;
- Data-sharing between Part D sponsors when a beneficiary with a prescription drug claim that is under review moves from one Part D plan to another.

CMS also implemented a Medicare Part D Overutilization Monitoring System (OMS) to more closely track whether sponsors had adequate systems to identify beneficiaries who may be overutilizing prescribed drugs. CMS each quarter provides Part D sponsors with reports of beneficiaries identified as having potential overutilization issues. Plan sponsors must develop criteria to identify which beneficiaries should be subject to special case management, and must notify CMS of the status of each beneficiary's case.¹²⁸ CMS has said opioid overutilization rates have declined since the new system was adopted.¹²⁹

In May 2014, CMS issued final rules designed to further combat overuse and abuse of Part D drugs.¹³⁰ The regulations required that, beginning in June 2015, physicians and other health care professionals must be enrolled in the Medicare program or have a valid record of opting out of Medicare in order to prescribe drugs under Medicare Part D. CMS subsequently delayed the requirement until February 2017.¹³¹ CMS may revoke Medicare enrollment for physicians or other professionals determined to have a prescribing pattern that is "abusive, represents a threat to the health and safety of Medicare beneficiaries, or otherwise fails to meet Medicare requirements." CMS also may revoke Medicare enrollment if a prescriber's Drug Enforcement Administration (DEA) Certificate of Registration is suspended or revoked, or if his or her ability to prescribe drugs is revoked by any state in which he or she practices.¹³²

In July 2016, Congress enacted the Comprehensive Addiction and Recovery Act of 2016, S. 524 (P.L. 114-198).¹³³ The law allows Part D plan sponsors to create so-called "lock-in" programs that limit the number of prescribers and pharmacies that may be used by Part D enrollees who are at high risk of abusing prescription drugs, in order to better monitor their drug use. The Secretary of HHS is to develop clinical guidelines to identify at-risk beneficiaries, in consultation with stakeholders.¹³⁴

Medication Therapy Management

Part D plans (with some exceptions) must include a Medication Therapy Management (MTM) program, which is a system of coordinated pharmacy care for patients with multiple medical

¹²⁸ CMS, "Medicare Part D Overutilization Monitoring System (OMS) Summary," November 3, 2015, <https://www.cms.gov/Medicare/Prescription-Drug-Coverage/PrescriptionDrugCovContra/Downloads/Fact-Sheet-Overutilization-Monitoring-System-11032015.pdf>.

¹²⁹ Ibid.

¹³⁰ CMS, "Medicare Program; Contract Year 2015 Policy and Technical Changes to the Medicare Advantage and the Medicare Prescription Drug Benefit Programs; Final Rule," 79 *Federal Register*, May 23, 2014, pp. 29888-29906; <http://www.gpo.gov/fdsys/pkg/FR-2014-05-23/pdf/2014-11734.pdf>.

¹³¹ See CMS, "Delay in Enforcement of the Medicare Part D Prescriber Enrollment Requirement to February 1, 2017," March 1, 2016; <https://www.cms.gov/Medicare/Prescription-Drug-Coverage/PrescriptionDrugCovGenIn/Downloads/Medicare-Part-D-Prescriber-Enrollment-Delay-212017.pdf>.

¹³² CMS, "CMS Finalizes Program Changes for Medicare Advantage and Prescription Drug Benefit Programs for Contract Year 2015," May 5, 2014, <https://www.cms.gov/Newsroom/MediaReleaseDatabase/Fact-sheets/2014-Fact-sheets-items/2014-05-19.html>.

¹³³ President Obama signed the measure on July 22, 2016.

¹³⁴ Stakeholders include Part D enrollees, advocacy groups representing such individuals, physicians, pharmacists, plan sponsors, and drug manufacturers.

conditions who may be seeing a series of practitioners. A MTM program includes medication reviews, patient consultation and education and other services. Each plan's program must be reviewed and approved annually by CMS, and is one of several, required elements that is considered when CMS evaluates a sponsor's bid to participate in the Part D program for an upcoming contract year.

Part D sponsors must automatically enroll beneficiaries in a MTM program if they meet the following criteria: (1) they have multiple chronic diseases, with three being the maximum that can be required; (2) they are taking at least two to eight Part D drugs; and (3) they are likely to have annual covered drug costs that exceed \$3,507 in 2016.¹³⁵

Part D sponsors also may target beneficiaries with any chronic diseases or with specific chronic diseases. If plans target beneficiaries with specific diseases, they must include at least five of the diseases CMS has defined as nine core chronic conditions:¹³⁶

- Alzheimer's Disease;
- Chronic Heart Failure;
- Diabetes;
- Dyslipidemia;
- End-Stage Renal Disease (ESRD);
- Hypertension;
- Respiratory Disease (such as asthma or chronic lung disorders);
- Bone Disease-Arthritis;
- Mental Health (such as depression, schizophrenia, or bipolar disorder).

CMS guidelines state that, once enrolled, beneficiaries should remain in a MTM program for the course of a plan year, even if they no longer meet one or more of the eligibility criteria. The MTM program must include a comprehensive review of a beneficiary's medications, intervention with both beneficiaries and prescribers, and quarterly, targeted medication reviews.¹³⁷ In 2015, CMS announced a five-year MTM pilot program, beginning in 2017, to test whether offering Part

¹³⁵ CMS, "CY 2016 Medication Therapy Management Program Guidance and Submission Instructions," April 7, 2015. Available at <https://www.cms.gov/Medicare/Prescription-Drug-Coverage/PrescriptionDrugCovContra/Downloads/Memo-Contract-Year-2016-Medication-Therapy-Management-MTM-Program-Submission-v-040715.pdf>.

¹³⁶ Ibid.

¹³⁷ CMS, "CY 2016 Medication Therapy Management Program Guidance and Submission Instructions," April 7, 2015. Available at <https://www.cms.gov/Medicare/Prescription-Drug-Coverage/PrescriptionDrugCovContra/Downloads/Memo-Contract-Year-2016-Medication-Therapy-Management-MTM-Program-Submission-v-040715.pdf>. In January 2014, CMS proposed rules designed to increase MTM participation. CMS noted that the share of beneficiaries enrolled in MTM programs has long lagged its 25% target. Under the proposed rules, Part D plans in 2015 would have to have a MTM outreach program, and would have to enroll beneficiaries who have two or more chronic conditions, with one being a core chronic disease; are taking two or more covered Part D drugs; and have drug costs in line with spending of beneficiaries who use two or more Part D-covered drugs. The annual drug spending threshold would have initially been set at \$620. See CMS, "Medicare Program; Contract Year 2015 Policy and Technical Changes to the Medicare Advantage and the Medicare Prescription Drug Benefit Programs; Proposed Rule," 79 *Federal Register*, p. 1953, January 10, 2014, <http://www.gpo.gov/fdsys/pkg/FR-2014-01-10/pdf/2013-31497.pdf>. CMS did not finalize the rules but did include language in its final 2015 Call Letter spelling out steps it was taking to ensure plan sponsors were in compliance with MTM requirements. See CMS 2015 Final Call Letter, p. 119, <http://www.cms.gov/Medicare/Health-Plans/MedicareAdvtgSpecRateStats/Downloads/Announcement2015.pdf>.

D sponsors additional payment incentives and more regulatory flexibility will lead to improved outcomes for MTM beneficiaries.¹³⁸ CMS says 11 states are eligible to participate in the program.

Part D Plans: Payment and Participation

Medicare Part D participants must obtain coverage through a private insurer, or other entity, that contracts with Medicare (a plan sponsor). As previously described, beneficiaries may select either a stand-alone prescription drug plan or a Medicare Advantage plan that includes prescription drug coverage along with other Medicare services.¹³⁹

PDPs are required to be available, region-wide within each of the 34 designated PDP regions. MA-PDs are generally local, operating on a countywide basis; however, region-wide MA-PDs are available in many of the 26 MA regions in the United States. A PDP sponsor may offer a PDP in more than one region, including all PDP regions; however, the sponsor must submit separate coverage bids for each region it serves.¹⁴⁰ According to CMS, there were 16 national PDPs run by 8 parent organizations for plan year 2015.¹⁴¹ Medicare payments to plans are determined through a competitive bidding process, and enrollee premiums are tied to plan bids. Plans bear some risk for their enrollees' drug spending.

Approval of PDP Plans

Each year, CMS issues a call letter to sponsors planning to offer PDP and/or MA plans in the following year. The 2016 call letter, issued on April 6, 2015, combined updated contracting guidance and payment information for both programs.¹⁴²

Potential PDP and MA sponsors are required to submit bids by the first Monday in June of the year prior to the plan benefit year. The following information must be included as part of the bid: (1) coverage to be provided; (2) actuarial value of qualified prescription drug coverage in the region for a beneficiary with a national average risk profile; (3) information on the bid, including the basis for the actuarial value, the portion of the bid attributable to basic coverage and, if applicable, the portion attributable to enhanced coverage, and assumptions regarding the reinsurance subsidy; and (4) service area. The bid also includes costs (including administrative costs and return on investment/profit) for which the plan is responsible. The bid must exclude costs paid by enrollees, payments expected to be made by CMS for reinsurance, and any other costs for which the sponsor is not responsible. CMS reviews the information when negotiating with plan sponsors and deciding whether to approve their program bids.

¹³⁸ CMS, "Part D Enhanced Medication Therapy Management Model," <https://innovation.cms.gov/initiatives/enhancedmtm/>.

¹³⁹ The Part D sponsors are private entities licensed to offer health insurance under state law. Alternatively, they could meet solvency standards established by CMS for entities not licensed by the state.

¹⁴⁰ If two or more plans are not available in a region (one of which is a PDP), Medicare is required to contract with a non-risk "fallback" plan to serve beneficiaries in that area. Because of the large number of Part D plans participating in the program, CMS has not needed to solicit bids from fallback contractors.

¹⁴¹ CMS, "Medicare Part D National Stand-alone Prescription Drug Plans," at <https://www.cms.gov/Medicare/Prescription-Drug-Coverage/PrescriptionDrugCovGenin/>.

¹⁴² CMS, "Announcement of Calendar Year (CY) 2016 Medicare Advantage Capitation Rates and Medicare Advantage and Part D Payment Policies and Final Call Letter," April 6, 2015, <https://www.cms.gov/medicare/health-plans/medicareadvtspecratestats/downloads/announcement2016.pdf>. The final 2017 Call Letter was issued on April 4, 2016. See <https://www.cms.gov/Medicare/Health-Plans/MedicareAdvtgSpecRateStats/Downloads/Announcement2017.pdf>.

CMS may approve a drug plan only if certain requirements are met. For example, CMS must determine that the plan and sponsor meet requirements relating to actuarial determinations and beneficiary protections. The plan cannot be designed in a way (including any formulary or tiered formulary structure) that would likely discourage enrollment by certain beneficiaries.

If their bids are approved, PDP sponsors enter into 12-month contracts with CMS. A contract may cover more than one Part D plan. Under the terms of a contract, the sponsor agrees to comply with Part D requirements and have satisfactory administrative and management arrangements. Beginning in 2016, CMS imposed a two-year Part D application ban on sponsors that have been approved to offer PDP plans but withdraw their bids after CMS announces the annual LIS benchmark amounts.¹⁴³

Non-interference Provision

The MMA, which created the Part D program, contains a provision that prohibits the Secretary of HHS from interfering in negotiations on drug prices and from setting plan formularies. The provision states that “(i)n order to promote competition under this part and in carrying out this part, the Secretary: (1) may not interfere with the negotiations between drug manufacturers and pharmacies and PDP sponsors; and (2) may not require a particular formulary or institute a price structure for the reimbursement of covered Part D drugs.”¹⁴⁴

Plan Availability

For the 2016 plan year, sponsors offered 886 PDPs and 1,682 MA-PDs.¹⁴⁵ The number of PDPs per region in 2016 range from a low of 19 to a high of 29 across the 34 Part D regions, and beneficiaries also typically have about 9 or more MA-PD options to choose from.¹⁴⁶ Compared to 2015 plan offerings, the number of PDPs has decreased by about 11%, while the number of MA-PDs has increased by about 5%.¹⁴⁷ Part of the reason for the reduction is the 2011 CMS requirement that sponsors offering more than one plan per region must demonstrate that there are meaningful differences between their plans.¹⁴⁸ Plan sponsors may offer only one basic plan benefit design in a service area and no more than two enhanced plans in each service area.

Availability of Low-Income Plans

A Part D plan qualifies as a LIS benchmark plan if it offers basic Part D coverage and charges premiums that are equal to, or lower than, the average, regional low-income benchmark premium. Regional LIS benchmark premiums are recalculated annually, based on the weighted average of all premiums in each of the 34 PDP regions. The formula for determining the benchmark is based

¹⁴³ CMS, “CMS Finalizes Program Changes for Medicare Advantage and Prescription Drug Benefit Programs for Contract Year 2016,” February 6, 2015, <http://www.cms.gov/Newsroom/MediaReleaseDatabase/Fact-sheets/2015-Fact-sheets-items/2015-02-06.html>.

¹⁴⁴ Social Security Act, §1860D-11(i).

¹⁴⁵ MedPAC, *Report to the Congress: Medicare Payment Policy*, March 15, 2016, p. 370, <http://www.medpac.gov/documents/reports/march-2016-report-to-the-congress-medicare-payment-policy.pdf>.

¹⁴⁶ Ibid.

¹⁴⁷ Ibid.

¹⁴⁸ CMS, *Medicare Prescription Drug Benefit Manual*, Chapter 5, “Benefits and Beneficiary Protection,” Rev. September 20, 2011, http://www.cms.gov/Medicare/Prescription-Drug-Coverage/PrescriptionDrugCovContra/Downloads/MemoPDBManualChapter5_093011.pdf.

on premiums for basic prescription drug coverage, or the actuarial value of basic prescription drug coverage for plans that offer enhanced coverage. For MA-PD plans, the formula uses the portion of the premium attributable to basic prescription drug benefits.

In 2016, there are about 218 LIS benchmark PDPs, with the number of such plans ranging from 3 to 10 in most Part D regions.¹⁴⁹ About 28% of LIS beneficiaries were enrolled in MA-PDs in 2016, which is double the percentage from five years ago, although most LIS beneficiaries are still in PDPs.¹⁵⁰ LIS beneficiaries enrolled in a plan that loses its benchmark status for a coming plan year either are enrolled automatically in a new plan by CMS or must select a new plan to avoid paying premiums and other cost-sharing requirements. (See “LIS Enrollment.”)

Plan Payments

Medicare provides a subsidy for each non-LIS Medicare enrollee in a Part D plan that is equal to 74.5% of average, standard coverage. The average subsidy takes two forms: *direct subsidy payments* and *reinsurance payments*. Medicare also establishes *risk corridors* to limit a plan’s overall losses or profits. In addition, Medicare pays most of the cost sharing and premiums for LIS beneficiaries enrolled in PDP or MA-PD plans.

Direct Subsidies

Medicare makes monthly prospective payments (direct subsidies) to plans for each Part D enrollee. The payments are based on the nationwide average of plan bids for providing basic drug coverage,¹⁵¹ weighted by the plans’ share of total enrollment.¹⁵² (The national average monthly bid is \$64.66 for plan year 2016.)¹⁵³ The subsidy amount is risk-adjusted to account for the health status of the beneficiaries expected to enroll; plans with sicker enrollees receive a higher subsidy. The subsidy is further adjusted to cover expected, additional costs associated with LIS enrollees. Lastly, the payment is reduced by the base beneficiary premium for the plan. (See “Premiums.”)

Reinsurance Subsidies

As previously noted, in a standard drug plan, the Part D sponsor pays nearly all drug costs above a catastrophic threshold, except for nominal beneficiary cost sharing. (See “Part D Benefit Structure.”) Medicare subsidizes 80% of each plan’s costs for this catastrophic coverage – the reinsurance subsidy. Payments are made on a monthly basis during the year, based on either

¹⁴⁹ MedPAC, *Report to the Congress: Medicare Payment Policy*, March 15, 2016, p. 380, <http://www.medpac.gov/documents/reports/march-2016-report-to-the-congress-medicare-payment-policy.pdf>.

¹⁵⁰ MedPAC, *Status Report on Part D*, January 14, 2016, <http://www.medpac.gov/documents/january-2016-meeting-presentation-status-report-on-part-d.pdf?sfvrsn=0>.

¹⁵¹ The calculation of the national average monthly bid amount does not include bids submitted by Medical Savings Account (MSA) plans, MA private fee-for-service plans, specialized MA plans for special needs populations (SNP), Program of All-Inclusive Care for the Elderly (PACE) plans, or plans established through reasonable cost contracts.

¹⁵² In 2006, the first year of Part D, there was no prior PDP enrollment information; therefore, each PDP plan was weighted equally (though MA-PD bids were enrollment-weighted if they had 2005 MA enrollment). Rather than immediately moving to full enrollment weighting in 2007, CMS provided for a phase-in under its demonstration authority. In 2007, 80% of the national monthly bid amount was based on the 2006 averaging methodology and 20% on the enrollment-weighted average. In 2008, 40% was based on the 2006 averaging methodology and 60% on the enrollment-weighted average. In 2009 and thereafter, the national bid amount is fully weighted by plan enrollment.

¹⁵³ CMS, “Annual Release of Part D National Average Bid Amount and other Part C & D Bid Related Information,” July 29, 2015, <https://www.cms.gov/Medicare/Health-Plans/MedicareAdvtgSpecRateStats/Downloads/PartDandMABenchmarks2016.pdf>.

estimated or incurred costs, with final reconciliation made after the close of the year. According to MedPAC, subsidies for reinsurance became the largest component of Part D spending in 2014, and are the fastest-growing portion of the program.¹⁵⁴

Risk Corridor Payments

The MMA also established risk corridors for Part D plans. Under the risk corridors, Medicare limits plan sponsors' potential losses, or gains, by financing some higher-than-expected costs, or recouping some excessive profits, relative to the amount the plan originally bid to offer Part D. Risk corridors are based on a plan's allowable costs (spending) relative to a percentage of its target amount (revenues), as defined below:

- Allowable costs are defined as costs (excluding administrative costs, but including costs directly related to drug dispensing) incurred by a plan sponsor or organization that are actually paid (net of discounts, chargebacks, and average percentage rebates from drug manufacturers) by the sponsor or organization. Plans may not include costs for benefits beyond the Part D basic benefit amount. The costs are reduced by the sum of reinsurance payments and low-income subsidy payments.¹⁵⁵
- The target amount is defined as total payments to a plan (including amounts paid by both Medicare and enrollees) based on a plan's standardized bid¹⁵⁶ for offering the Part D drug benefit, as risk adjusted. The target amount does not include administrative expenses assumed in the plan's standardized bid.¹⁵⁷

At the end of each year, CMS compares a Part D plan's allowable costs to its target amount and shares in any gains or losses within a pre-determined range, or corridor. For plan year 2016, a plan that has higher-than-expected costs must cover all benefit spending up to 105% of its standardized bid. A plan with costs above 105% and up to 110% of its bid must cover 50% of the costs within this range and CMS will pay the other 50%. A plan with costs above 110% of the bid must pay 20% of this additional amount, with CMS covering the other 80%. Likewise, a plan that spends less than its standardized bid may keep all savings between 100% and 95% of the bid. A plan that has spending below 95% to 90% of its bid may keep 50% of the savings within this range, while rebating 50% to CMS. A plan with savings below 90% of the bid may keep 20% of the savings within this range and must rebate 80% to CMS.¹⁵⁸

As CMS has gained more experience with Part D, the risk corridors have widened, increasing the share of insurance risk borne by the plans. From 2008 to 2011, drug plans bore all gains and losses that fell within 5% of expected costs, compared with a smaller range of 2.5% of expected costs in 2006 and 2007.

¹⁵⁴ MedPAC, *Report to the Congress: Medicare Payment Policy*, March 15, 2016, Figure 13-11, p. 396, at <http://www.medpac.gov/documents/reports/march-2016-report-to-the-congress-medicare-payment-policy.pdf>.

¹⁵⁵ Social Security Act §1860D-15(e)(1)(B).

¹⁵⁶ The plans' standardized bid is their estimated cost of providing the standard Part D drug benefit. This bid is used in the calculation to determine plan payments.

¹⁵⁷ Social Security Act §1860D-15(e)(3)(B).

¹⁵⁸ Allowable costs include Part D drug costs minus the reinsurance subsidy and direct and indirect remuneration from drug manufacturers.

Since 2012, CMS has had the authority under the MMA to either leave the corridors unchanged or to widen them. CMS has moved to keep the corridors at 2011 levels through the 2016 program year.¹⁵⁹ CMS does not have the authority to narrow the risk corridors. (See **Table 8**.)

Table 8. Plan Liability Under Part D Risk Corridor Provisions

Risk Corridor	Plan Liability for Costs Above and Below Target
2006-2007	
Costs below 95% of target	80% refund
Costs between 95% and 97.5% of target	75% refund
Costs between 97.5% and 102.5% of target	Full risk
Costs between 102.5% and 105% of target	Risk for 25% of amount
Costs over 105% of target	Risk for 20% of amount
2008-2016	
Costs below 90% of target	80% refund
Costs between 90% and 95% of target	50% refund
Costs between 95% and 105% of target	Full risk
Costs between 105% and 110% of target	Risk for 50% of amount
Costs over 110% of target	Risk for 20% of amount

Source: CMS, “2016 Initial Call Letter,” p. 32, <https://www.cms.gov/medicare/health-plans/medicareadvtspecratestats/downloads/advance2016.pdf>.

Reconciliation

Following the close of a calendar year, CMS makes retroactive adjustments to the direct subsidy payments made to plans to reflect actual plan experience. The direct subsidy payments are adjusted based on updated data about actual beneficiary health status and enrollment. Additionally, prospective payments for reinsurance and low-income subsidy payments are compared to actual incurred costs, net of any direct or indirect remuneration (including discounts, chargebacks or rebates from drug manufacturers), and other related data, and appropriate adjustments are made to the plan payments. Finally, any necessary adjustments are made to reflect risk sharing under the risk corridor provisions.

In general, Part D plans have tended to overestimate their costs for operating Part D plans in the aggregate. For example, Part D plans each year have made net risk corridor payments to CMS.¹⁶⁰ (See **Table 9**.) CMS data on individual plans continue to show considerable variation in terms of risk-sharing, with some plans making significant risk corridor payments to CMS, and others requiring government payments.¹⁶¹ MedPAC has raised questions about whether Part D plans are

¹⁵⁹ CMS, “Advance Notice of Methodological Changes for Calendar Year (CY) 2016 for Medicare Advantage (MA) Capitation Rates, Part C and Part D Payment Policies and 2015 Call Letter,” February 20, 2015, p. 32, <https://www.cms.gov/medicare/health-plans/medicareadvtspecratestats/downloads/advance2016.pdf>.

¹⁶⁰ 2016 Medicare Trustees Report, Table IV.B10, p.149, <https://www.cms.gov/Research-Statistics-Data-and-Systems/Statistics-Trends-and-Reports/ReportsTrustFunds/Downloads/TR2016.pdf>.

¹⁶¹ CMS, “Advance Notice of Methodological Changes for Calendar Year (CY) 2017 for Medicare Advantage (MA) Capitation Rates, Part C and Part D Payment Policies and 2017 Call Letter,” p. 51, <https://www.cms.gov/Medicare/Health-Plans/MedicareAdvtspecRateStats/Downloads/Advance2017.pdf>.

adequately assessing risk in their annual plan bids, but suggested that keeping Part D risk corridors in place, at least temporarily, would help to limit excess plan profits.¹⁶²

Table 9. Medicare Part D Risk Corridor Payments

(in Billions)

Year	Net Risk-Sharing Payments
2006	- \$1.6
2007	- 0.5
2008	- 0.2
2009	- 0.7
2010	- 0.1
2011	- 0.9
2012	- 1.1
2013	- 0.7
2014	- 0.1
2015	- 0.5
2016	- 0.6

Source: 2016 Medicare Trustees Report, Table IV.B10.

Notes: Positive amounts represent net payments from CMS to Part D insurers, and negative amounts represent net payments from the plans to CMS. The amounts may include the delayed settlement of risk sharing from prior years. Figures for 2006 and 2007 include reimbursement of certain state costs under the Part D transition demonstration program. Figure for 2016 is an estimate; other years are actual data.

Reduction of Part D Plan Payments Under Sequestration

Due to provisions in the Budget Control Act of 2011 (BCA; P.L. 112-25), most Medicare benefit related payments are being reduced under sequestration by 2%.¹⁶³ Under Part D, Medicare payments to plans for the direct subsidies and retiree drug subsidies are being reduced by this amount. Payments for reinsurance, risk-sharing, and the low-income subsidy are exempt from these reductions. Part D plans are not permitted to increase beneficiary premiums or cost sharing, or reduce benefits in order to make up for their lower payments under sequestration.¹⁶⁴ The sequestration of Medicare benefit spending is scheduled to continue through FY2025.

¹⁶² MedPAC, *Report to the Congress: Medicare and the Health Care Delivery System*, June 2016, p. 165, <http://medpac.gov/documents/reports/june-2016-report-to-the-congress-medicare-and-the-health-care-delivery-system.pdf>.

¹⁶³ For additional information on sequestration and Medicare, see CRS Report R40425, *Medicare Primer*, coordinated by Patricia A. Davis.

¹⁶⁴ CMS Memorandum, "Additional Information Regarding the Mandatory Payment Reductions in the Medicare Advantage, Part D, and Other Programs," May 1, 2013, <https://www.cms.gov/Medicare/Medicare-Advantage/Plan-Payment/Downloads/PaymentReductions.pdf>.

Pharmacy Access and Payment

Part D sponsors are required to establish a pharmacy network sufficient to ensure access to covered Part D drugs for all enrollees.¹⁶⁵ Sponsors must demonstrate that they provide (1) convenient access to retail pharmacies for all enrollees, (2) adequate access to home infusion pharmacies for all enrollees, (3) convenient access to long-term care (LTC) pharmacies for residents of LTC facilities, and (4) access to Indian Health Service, Tribes, or Urban Indian Programs pharmacies operating in the sponsor's service area.¹⁶⁶

Any Willing Pharmacy

Part D sponsors are required to permit any pharmacy that is willing to accept the sponsor's standard contracting terms and conditions to participate in the plan's network, including mail-order pharmacies.¹⁶⁷ A sponsor's standard terms and conditions, particularly reimbursement terms, may vary to accommodate geographic areas or types of pharmacies, so long as all similarly situated pharmacies are offered the same standard terms and conditions. A Part D sponsor may not require a network pharmacy to accept insurance risk as a condition of participation in its pharmacy network.

Preferred Pharmacy

While any qualified pharmacy can participate in a plan network, Part D plans, with the exception of plans offering defined, standard coverage,¹⁶⁸ may contract with a smaller subset of pharmacies, or pharmacy chains, to serve as preferred pharmacies.¹⁶⁹ Preferred pharmacies generally are marketed as having lower beneficiary cost sharing than other pharmacies in the plan network. Beneficiaries who sign up for a preferred pharmacy plan still have the option of going to any one of a number of network pharmacies in their plan region, but may face a higher cost share to fill a prescription at a non-preferred pharmacy.¹⁷⁰

¹⁶⁵ CMS, *Medicare Prescription Drug Manual*, Chapter 5, "Benefits and Beneficiary Protections," Section 50, Rev. September 30, 2011, https://www.cms.gov/Medicare/Prescription-Drug-Coverage/PrescriptionDrugCovContra/Downloads/MemoPDBManualChapter5_093011.pdf.

¹⁶⁶ CMS can waive the standards in the case of (1) MA-PD plans that operate their own pharmacies, provided they can demonstrate convenient access, and (2) private-fee-for-service plans offering Part D coverage for drugs purchased from all pharmacies, provided they do not charge additional cost sharing for drugs obtained from non-network pharmacies. A private fee-for-service plan is a type of MA plan offered by a private insurer. CMS pays the plan a set amount to provide health care coverage to people with Medicare using a fee-for-service arrangement. The insurance company decides how much enrollees pay for the services they receive.

¹⁶⁷ CMS, *Medicare Prescription Drug Manual*, Chapter 5, "Benefits and Beneficiary Protections," Section 50.8.1, Rev. September 30, 2011, http://www.cms.gov/Medicare/Prescription-Drug-Coverage/PrescriptionDrugCovContra/Downloads/MemoPDBManualChapter5_093011.pdf.

¹⁶⁸ Because cost sharing cannot be changed under defined standard coverage, such plans cannot have price differences based on the pharmacy used.

¹⁶⁹ The rules are waived in certain instances, such as MA-PD plans that offer access to drugs through retail pharmacies owned and operated by the MA organization that offers the plan. See CMS, *Medicare Prescription Drug Manual*, Chapter 5, "Benefits and Beneficiary Protections," Section 50.9, Rev. September 30, 2011, http://www.cms.gov/Medicare/Prescription-Drug-Coverage/PrescriptionDrugCovContra/Downloads/MemoPDBManualChapter5_093011.pdf.

¹⁷⁰ For more information, see CRS In Focus IF10037, *Medicare Preferred Pharmacy Networks*, by Suzanne M. Kirchoff.

The creation of a preferred pharmacy network must not increase overall CMS payments to a Part D plan.¹⁷¹ In addition, the cost differential between preferred and non-preferred pharmacies cannot be set at a level that discourages enrollees in certain locations, such as inner cities or rural areas, from enrolling in a Part D plan.

Community pharmacies have expressed concerns that they are not being allowed to join preferred pharmacy networks and that some beneficiaries may not have easy access to preferred pharmacies.¹⁷² A CMS study of beneficiary access to preferred pharmacies found that, on average, beneficiaries in most rural and suburban areas in 2014 had convenient access to a preferred pharmacy, but for those in urban settings access was “substantially below” Part D standards.¹⁷³ (See “Retail Pharmacy Access.”) CMS subsequently announced that for the 2016 plan year it would work with Part D plans to improve geographic access to preferred pharmacies, and would require any underperforming plans to indicate that they did not meet program standards in their marketing materials. In February 2016, CMS indicated that preferred pharmacy access had improved substantially, but that 89 plans had been identified as “outliers” in one or more geographic area, and were required to include a marketing disclaimer on 2016 materials.¹⁷⁴

Retail Pharmacy Access

To ensure that enrollees have convenient access to covered drugs, Part D networks must include a sufficient number of pharmacies that dispense drugs directly to patients (other than by mail order).

CMS defines convenient access as follows:

- In urban areas, at least 90% of Medicare beneficiaries in a Part D sponsor’s service area, on average, live within two miles of a retail pharmacy participating in the sponsor’s network.
- In suburban areas, at least 90% of Medicare beneficiaries in the sponsor’s service area, on average, live within five miles of a retail pharmacy participating in the sponsor’s network.
- In rural areas, at least 70% of Medicare beneficiaries in the sponsor’s service area, on average, live within 15 miles of a retail pharmacy participating in the sponsor’s network.¹⁷⁵

¹⁷¹ Ibid.

¹⁷² In January 2014, CMS proposed rules that would have allowed plan sponsors to offer plans with preferred cost sharing (meaning lower-cost sharing for Part D covered drugs at certain network pharmacies) only if (1) any willing pharmacy able to meet a sponsor’s pricing was allowed to participate, and (2) the preferred networks had both lower cost sharing and “consistently lower negotiated prices,” meaning lower negotiated prices on all covered drugs. CMS did not include preferred pharmacy changes when it published final Part D rules in May 2014. See CMS, “Medicare Program; Contract Year 2015 Policy and Technical Changes to the Medicare Advantage and the Medicare Prescription Drug Benefit Programs; Proposed Rule,” 79 *Federal Register*, January 10, 2014, <http://www.gpo.gov/fdsys/pkg/FR-2014-01-10/pdf/2013-31497.pdf>.

¹⁷³ CMS, “Analysis of Part D Beneficiary Access to Preferred Cost Sharing Pharmacies (PCSPs),” April 28, 2015, <https://www.cms.gov/Medicare/Prescription-Drug-Coverage/PrescriptionDrugCovContra/Downloads/PCSP-Key-Results-Report-Final-v04302015.pdf>.

¹⁷⁴ CMS, “Making Preferred Cost Sharing Pharmacies More Available,” February 11, 2016, <https://blog.cms.gov/2016/02/11/making-preferred-cost-sharing-pharmacies-more-available/>; and “2016 Preferred Cost Sharing Access Analysis,” available at <https://www.cms.gov/Medicare/Prescription-Drug-Coverage/PrescriptionDrugCovContra/index.html>.

¹⁷⁵ CMS recognizes that the rural standard could be impracticable or impossible to meet in such areas, and will consider modifications in certain cases. CMS, *Medicare Prescription Drug Manual*, Chapter 5, “Benefits and Beneficiary (continued...)”

Mail-Order Pharmacy Access

Part D plans have the option of including mail order pharmacies in their networks, though they cannot count such pharmacies in meeting retail pharmacy access requirements.¹⁷⁶ Plan sponsors may direct enrollees to buy certain formulary drugs (such as a particular tier of drugs or maintenance drugs) through a mail-order pharmacy. If a Part D plan instructs enrollees to use mail-order pharmacies for certain purposes (i.e., filling a 90-day prescription), it must make sure they have reasonable access to the same benefits at retail pharmacies. Enrollees may be charged more by Part D sponsors for filling certain prescriptions at a retail pharmacy, within certain limits set by CMS.¹⁷⁷

Long-Term Care Pharmacy Access

Part D sponsors must offer LTC pharmacy access to beneficiaries in LTC facilities. In meeting this requirement, plan sponsors must offer standard long-term care (LTC) pharmacy network contracts to all LTC pharmacies operating in their service area that request such contracts. The pharmacies must be able to meet performance and service criteria specified by CMS, as well as any standard terms and conditions established by the Part D sponsor for its network LTC pharmacies. Part D sponsors may not rely on out-of-network pharmacies to meet the LTC convenient access standards.

Home Infusion Pharmacy Access

Part D covers certain home-infusion drugs, which are prescription drugs that are given intravenously in a home setting. Administration of the drugs may require supplies and equipment such as tubing and catheters or special pumps. Part D plan sponsors must be able to deliver home-infusion drugs to plan enrollees within 24 hours after the enrollees are released from an acute care setting, unless the next dose of the medication is not due to be taken for more than 24 hours. (An acute care setting is a hospital, ambulatory care unit or similar facility where a patient receives treatment for a serious but brief illness). Part D plans are not expected to pay for supplies, equipment or professional services needed for home infusion therapy. They are expected to stock drugs in a form that can be easily used, to deliver products when needed, and to ensure that enrollees have the necessary supplies and professional assistance before dispensing home infusion drugs.

MedPAC, in a 2012 report requested by Congress, laid out two possible approaches for improving access to home infusion: (1) filling in gaps in current coverage (such as the need for greater access to supplies, nursing and equipment for patients), and (2) creating a demonstration project

(...continued)

Protections,” Section 50.10, Rev. September 30, 2011, at http://www.cms.gov/Medicare/Prescription-Drug-Coverage/PrescriptionDrugCovContra/Downloads/MemoPDBManualChapter5_093011.pdf.

¹⁷⁶ *Ibid.*, CMS, Sections 50.10 and 50.2.

¹⁷⁷ *Ibid.*, Section 50.10. Sponsors may require an enrollee to pay higher cost sharing up to an amount equal to the mail-order cost sharing plus any differential in contracted rates between retail and mail-order, but plans may charge beneficiaries a lower cost sharing at retail if they so choose. Some pharmacies may ship drugs to patients in long-term care facilities or in rural areas. A pharmacy that makes some but not the predominance of its deliveries through the mail is not a mail-order pharmacy.

to evaluate a more integrated benefit combining pharmacy and medical coverage, for beneficiaries needing infused antibiotics.¹⁷⁸

Out-of-Network Access

In general, a beneficiary must go to a pharmacy in his or her Part D network. However, in cases where enrollees cannot reasonably be expected to obtain covered drugs at a network pharmacy, and when such cases are not routine, a Part D plan must ensure that enrollees have adequate access to out-of-network pharmacies.¹⁷⁹ One example would be if a Part D enrollee were traveling in the United States, came down with an illness, and needed to have a prescription filled. Another possible scenario would be a federal disaster declaration in the case of major storm or other event, where a beneficiary was not able to use an in-network provider.

Part D plans must craft reasonable guidelines for out-of-network usage, and can set conditions such as requiring enrollees to order maintenance-type drugs from a mail-order pharmacy if they are going to be traveling for an extended period of time. In general, plans may not routinely allow more than a month's worth of medication to be dispensed at an out-of-network pharmacy. Enrollees will likely be required to pay more for a covered Part D drug purchased out of the plan network than one purchased at a network pharmacy.

Payments to Pharmacies

Plan sponsors negotiate with pharmacies to include a sufficient number and geographic distribution of pharmacies in their networks. A plan reimburses a pharmacy for the cost of a drug, plus a dispensing fee. Pharmacies set their own rates for dispensing drugs but may give a plan a discount from their usual rate.

The law requires Part D sponsors to make payment for “clean claims,” within 14 calendar days of the date when an electronic claim is received, and within 30 calendar days of the date that non-electronically submitted claims are received.¹⁸⁰ A clean claim is a claim that does not require further development or investigation (for example, has all required documentation) or other special treatment that would prevent the claim from being paid in a timely manner. If payment is not issued, mailed, or otherwise transmitted within the applicable number of calendar days after a clean claim is received, the PDP sponsor or MA-PD plan will be required to pay interest to the pharmacy that submitted the claim.

Coverage Determinations, Appeals, and Grievances

Part D enrollees have the right to appeal coverage determinations, file grievances against plan sponsors, and file complaints regarding quality of care.¹⁸¹ PDPs and MA-PDs are required to

¹⁷⁸ MedPAC, *Report to the Congress: Medicare and the Health Care Delivery System*, June 2012, Chapter 6, http://www.medpac.gov/chapters/Jun12_Ch06.pdf.

¹⁷⁹ CMS, *Medicare Prescription Drug Manual*, Chapter 5, “Benefits and Beneficiary Protections,” Section 60, Rev. September 30, 2011, at http://www.cms.gov/Medicare/Prescription-Drug-Coverage/PrescriptionDrugCovContra/Downloads/MemoPDBManualChapter5_093011.pdf.

¹⁸⁰ This provision was added by MIPPA and may be found at §1860D-12(b)(4)(A)(ii) of the Social Security Act.

¹⁸¹ CMS, *Medicare Appeals*, <http://www.medicare.gov/Pubs/pdf/11525.pdf>.

provide enrollees with written information about their rights, and to institute both standard and expedited procedures for addressing coverage issues.¹⁸²

An enrollee may appoint a representative to act on his or her behalf during the grievance and appeals process such as a friend, relative, attorney, physician, or an employee of a pharmacy or a charity. To appoint a representative, an enrollee must submit a written statement to the drug plan sponsor.¹⁸³ Alternatively, a surrogate or representative may be appointed by a court or authorized under a state or other applicable law to act on behalf of an enrollee. A prescribing physician or other prescriber may request a standard or expedited coverage determination, redetermination, or independent review entity (IRE) reconsideration on behalf of an enrollee without being named a representative.¹⁸⁴ (Physicians or prescribers do not have all the rights of a designated representative, however, unless they have gone through the formal appointment process.)

Coverage Determination

A coverage determination is any decision (whether an approval or denial) made by a plan sponsor with regard to covered benefits. Examples of coverage determinations include 1) a decision about whether to provide or pay for a Part D drug that an enrollee believes may be covered;¹⁸⁵ 2) a decision concerning a request about a specific drug payment tier;¹⁸⁶ 3) a decision concerning a request to cover a drug that is not included on a plan formulary;¹⁸⁷ 4) a decision regarding cost-sharing levels; or 5) a decision regarding whether an enrollee has satisfied a prior authorization or other utilization management requirement. An enrollee, an enrollee's appointed representative, or his or her physician may file a request for a coverage determination.¹⁸⁸

An enrollee may also request an expedited decision regarding a drug that has not already been furnished. The plan must make a decision within 24 hours in cases where using the standard timeframe may seriously jeopardize the life or health of the enrollee or the enrollee's ability to regain maximum function. A Part D sponsor that approves a request for expedited determination

¹⁸² CMS, *Medicare Part D Prescription Drug Manual*, Chapter 18, "Part D Enrollee Grievances, Coverage Determinations, and Appeals," Rev. May 12, 2014. Available at <https://www.cms.gov/Medicare/Appeals-and-Grievances/MedPrescriptDrugApplGriev/index.html?redirect=/MedPrescriptDrugApplGriev/>.

¹⁸³ An enrollee may request a representative by using a government form (Form CMS-1696) or by submitting an equivalent written notice that includes information about enrollee and is signed and dated by both the enrollee and the representative. There are exceptions in the case of institutionalized or incapacitated enrollees.

¹⁸⁴ CMS, *Medicare Part D Prescription Drug Manual*, Chapter 18, "Part D Enrollee Grievances, Coverage Determinations, and Appeals," Section 10.5, Rev. May 12, 2014. Available at <https://www.cms.gov/Medicare/Appeals-and-Grievances/MedPrescriptDrugApplGriev/index.html?redirect=/MedPrescriptDrugApplGriev/>.

¹⁸⁵ This includes a decision not to pay because the drug is not on the plan's formulary, the drug is determined not medically necessary, or the drug is furnished by an out-of-network pharmacy.

¹⁸⁶ MMA provided that if a Part D plan includes a tiered cost-sharing structure, a plan enrollee can request an exception to the structure. Under an exception, a non-preferred drug could be covered as a preferred drug if the prescribing physician determined that the preferred drug for treatment of the same condition would not be as effective for the individual, would have adverse effects for the individual, or both.

¹⁸⁷ MMA provided that a beneficiary enrolled in a Part D plan can appeal a determination not to provide coverage for a drug not on the plan's formulary. The appeal can only be made if the prescribing physician determines that all covered Part D drugs on any tier of the formulary for treatment of the same condition would not be as effective for the individual as the non-formulary drug, would have adverse effects for the individual, or both.

¹⁸⁸ CMS, *Medicare Part D Prescription Drug Manual*, Chapter 18, "Part D Enrollee Grievances, Coverage Determinations, and Appeals," Section 40.1, Rev. May 12, 2014. Available at <https://www.cms.gov/Medicare/Appeals-and-Grievances/MedPrescriptDrugApplGriev/index.html?redirect=/MedPrescriptDrugApplGriev/>.

must make its determination and notification, whether adverse or favorable, as expeditiously as the enrollee's health condition requires, but no later than within 24 hours.

If a Part D plan sponsor denies a request for an expedited determination, it must:¹⁸⁹

- make the determination within the 72-hour timeframe established for a standard determination; and
- give the enrollee and prescribing physician or other prescriber prompt oral notice of the denial.

If a sponsor fails to notify the beneficiary of its decision within the established time frames, the decision is deemed an automatic denial, at which point the sponsor must forward the case to the independent review entity, the second level of appeal.

Appeals

If a plan sponsor's coverage determination is unfavorable, it must provide the affected enrollee with a written denial notice that includes information on appeals rights. An appeal is a request for a further review of a coverage determination.¹⁹⁰ There are five levels of appeals.

Redetermination

The first level of appeal is a *redetermination* by the plan. An enrollee, enrollee's representative or enrollee's prescribing physician or other prescriber may request a standard or expedited redetermination by filing a written request with the plan sponsor. The request generally must be filed within 60 calendar days from the date printed or written on the written coverage determination denial notice. A Part D plan must also allow oral requests for standard redeterminations. If a physician asks for, or supports, an expedited appeal on the grounds that waiting seven days could seriously harm an enrollee's health, the appeal will automatically be expedited.¹⁹¹

Plan sponsors must provide immediate access to the redetermination process through their websites. CMS strongly encourages plans to establish interactive, web-based systems to meet this requirement.

A plan sponsor must also provide an enrollee or prescribing physician with a reasonable opportunity to present evidence, and the redetermination must be made by a person not involved in the original coverage decision.¹⁹² Enrollees are to be notified of the results within seven days in the case of standard redetermination or within 72 hours for an expedited request.

Reconsideration by an Independent Review Entity

At the second level of appeal, an enrollee dissatisfied with a redetermination has a right to *reconsideration* by an independent review entity (IRE) working under contract with CMS, also

¹⁸⁹ Ibid.

¹⁹⁰ Individuals can appeal coverage determinations related to formulary drugs and non-formulary drugs. They cannot appeal denial of coverage for excluded drugs.

¹⁹¹ CMS, *Medicare Part D Prescription Drug Manual*, Chapter 18, "Part D Enrollee Grievances, Coverage Determinations, and Appeals," Section 70.2, Rev. May 12, 2014. Available at <https://www.cms.gov/Medicare/Appeals-and-Grievances/MedPrescriptDrugApplGriev/index.html?redirect=/MedPrescriptDrugApplGriev/>.

¹⁹² If the issue is the denial of coverage based on medical necessity, the redetermination must be made by a physician.

known as a Qualified Independent Contractor (QIC). An enrollee or an enrollee's appointed representative may request a standard or expedited reconsideration. The request must be made within 60 days of a redetermination. The IRE is required to make a decision within seven days for a standard reconsideration and 72 hours for an expedited reconsideration.

According to CMS, Medicare received 22,690 reconsideration cases in CY2014. In 33% of the 2014 cases, the plan sponsor's decision was overturned.¹⁹³

Additional Levels of Appeal

If the above appeals result in decisions unfavorable to the enrollee, several additional levels of review may be pursued.

At the third level of appeal, an enrollee or the appointed representative may request a hearing with an *administrative law judge* (ALJ). A request must be made within 60 days of the IRE decision letter. To qualify for an ALJ hearing, the projected value of denied coverage must meet a minimum dollar amount (\$150 for 2016).¹⁹⁴ An enrollee cannot request an expedited hearing if the only issue at question involves a request for payment of Part D drugs that have already been furnished.¹⁹⁵ There is a 90-day limit for a regular decision and a 10-day limit for an expedited decision.

The fourth level of appeal is the *Medicare Appeals Council* (MAC). A beneficiary or the appointed representative may request a review by the MAC within 60 days of the ALJ decision. The MAC may grant or deny the request for review. If it grants the request, it may issue a final decision or dismissal, or remand the case to the ALJ with instructions on how to proceed with the case. The review is to be completed within 90 days for a regular review and 10 days for an expedited review.

Standard Hearing

The final appeal level is a *federal district court*. A beneficiary or the appointed representative may request a review by a federal court within 60 days of the MAC decision notice. To receive a review by the court, the projected value of denied coverage must be greater than or equal to a minimum dollar amount (\$1,500 for 2016).

Grievances

Grievances are complaints or disputes other than those involving coverage determinations. Grievances may include such things as complaints about a plan's customer service hours of operation, the time it takes to get a prescription filled, or a plan's benefit design. A grievance may also include a complaint that a Part D plan refused to expedite a coverage determination or

¹⁹³ CMS, "Fact Sheet: Part D Reconsiderations Appeals Data-2014," at CMS webpage "Reconsiderations by the Independent Review Entity," <https://www.cms.gov/Medicare/Appeals-and-Grievances/MedPrescriptDrugApplGriev/Reconsiderations.html>. Data exclude cases that were dismissed, withdrawn, or remanded (the Part D QIC did not have jurisdiction to make a substantive decision on the case) and cases involving non-Part D drugs. The Part D QIC reversed plan decisions in 33% of cases.

¹⁹⁴ "Medicare Part D Flowchart 2016" at <https://www.cms.gov/Medicare/Appeals-and-Grievances/MedPrescriptDrugApplGriev/index.html>.

¹⁹⁵ CMS, *Medicare Part D Prescription Drug Manual*, Chapter 18, "Part D Enrollee Grievances, Coverage Determinations, and Appeals," Section 90.1, Rev. May 12, 2014. Available at <https://www.cms.gov/Medicare/Appeals-and-Grievances/MedPrescriptDrugApplGriev/index.html?redirect=/MedPrescriptDrugApplGriev/>.

redetermination. A beneficiary with a grievance may file a complaint within 60 days of the event. Although CMS regulations do not require a Part D plan sponsor to consider a grievance that is filed after the 60-day deadline, the regulations do not prevent a plan sponsor from doing so on a case-by-case basis.¹⁹⁶

Plan sponsors must respond in a timely manner. A Part D plan sponsor must respond to an enrollee grievance within 24 hours if it involves a refusal by the Part D plan to grant an enrollee's request for an expedited coverage determination or an expedited redetermination and the enrollee has not yet purchased or received the drug in dispute.¹⁹⁷ (Sometimes a complaint may involve both a grievance and a coverage determination.)

Quality of Care Complaints

Complaints regarding quality of care received by Part D enrollees may be resolved by the plan sponsor, but also may be handled through a separate process: the Quality Improvement Organization (QIO) process.¹⁹⁸ The QIO program is implemented by a network of contractors throughout the United States that work with providers and beneficiaries to improve the quality of health care delivered to Medicare beneficiaries. When a Part D plan responds to an enrollee's grievance in writing, it must include a description of the enrollee's right to file a QIO grievance.¹⁹⁹ Quality of care grievances filed with a QIO may be filed and investigated beyond the 60-day time frame.

Program Oversight

The size, nature, and complexity of the Medicare Part D program put it at particular risk for fraud, waste, and abuse. Some examples of program vulnerabilities that have been identified include drug diversion (redirecting prescription drugs, such as opioids, for illegal purposes); billing for drugs that are not dispensed; and inappropriate plan denials of covered drugs.²⁰⁰ A variety of entities are involved in oversight activities to ensure program compliance and identify potentially fraudulent activities.²⁰¹

CMS Oversight

CMS is responsible for preventing and detecting fraud and abuse in Medicare Part D and ensuring sponsors' compliance with applicable requirements. CMS conducts a wide variety of oversight activities, such as bid reviews, marketing reviews, financial and accounting reviews, program

¹⁹⁶ 42 C.F.R. §423.564.

¹⁹⁷ 42 C.F.R. §423.564.

¹⁹⁸ Social Security Act, §1154(a)(14).

¹⁹⁹ For more information, see CMS, "Quality Improvement Organizations," <http://www.cms.gov/Medicare/Quality-Initiatives-Patient-Assessment-Instruments/QualityImprovementOrgs/index.html?redirect=/qualityimprovementorgs>.

²⁰⁰ See HHS Office of Inspector General (OIG) report, *Ensuring the Integrity of Medicare Part D*, OEI-03-15-00180, June 2015, <http://oig.hhs.gov/oei/reports/oei-03-15-00180.pdf>, and presentation by Michael DiBella, CMS Division of Compliance Enforcement, "CMS Enforcement Actions," April 28, 2014, <https://www.cms.gov/Medicare/Compliance-and-Audits/Part-C-and-Part-D-Compliance-and-Audits/Downloads/CMS-Enforcement-Actions.pdf>.

²⁰¹ For additional information, see Government Accountability Office (GAO) report, *Medicare Program Integrity: CMS Pursues Many Practices to Address Prescription Drug Fraud, Waste, and Abuse*, GAO-15-66, October 2014, <http://www.gao.gov/assets/670/666647.pdf>.

audits, and LIS-readiness audits.²⁰² Some of the management controls used in the routine operation of Medicare Part D play a primary role in the administration of the benefit and a secondary role in fraud prevention and detection.

For each plan sponsor, CMS establishes a point of contact (account manager) for all communications with the plan. The account managers work with plans to resolve any problems, including compliance issues. As part of its oversight strategy, CMS conducts routine *program audits* to ensure compliance with various program requirements, including such things as enrollment and disenrollment, marketing and beneficiary information, pharmacy access, coordination of benefits, claims processing and payment, and grievances and coverage determinations.²⁰³ CMS can also conduct separate, focused audits to confirm that a previously identified deficiency has been corrected or to check into an indication of non-compliance. These audits include a combination of desk and on-site activities.

In *financial audits*, CMS looks at the accuracy and validity of data reported by the plans. These audits, normally conducted after payment reconciliation, may examine things such as possible overpayments to plans, misrepresentation of bids, underreporting of rebates, and inaccurate prescription drug event data. If financial audits identify problems, CMS will recalculate payment reconciliation for that sponsor and target the sponsor for a future audit.

If egregious problems are identified, CMS actions can range from warning letters to civil monetary penalties or removal from the program, depending on the extent to which plans have violated Part D program requirements.

Oversight Responsibilities of Part D Sponsors

CMS requires plan sponsors to monitor and correct their own behavior, as well as the behavior of those they contract with. Part D sponsors are required by law to implement a comprehensive fraud and abuse program to detect, correct, and prevent fraud, waste, and abuse. Chapter 9 of CMS's *Prescription Drug Benefit Manual* provides both interpretive rules and guidelines for sponsors to follow in developing this program.²⁰⁴

Part D sponsors are required to have, and to implement, an effective compliance plan as a condition of participation in the Medicare program. Elements of an effective plan include written policies and procedures; a designated compliance officer and committee; training and education, effective lines of communication, well-publicized disciplinary guidelines, and internal monitoring and auditing; and prompt response to detected offences and development of corrective actions.

Part D sponsors are also required to provide fraud, waste, and abuse training and education to first-tier, downstream, and related entities.²⁰⁵ This includes pharmacists, pharmacy clerks, and others who are employed by entities that plans contract with to provide the Medicare drug benefit.

²⁰² The only statutorily required activity is that CMS conduct financial audits of one-third of the plans each year. Social Security Act §1860D-12(b)(3)(C).

²⁰³ CMS, "Program Audits," <https://www.cms.gov/Medicare/Compliance-and-Audits/Part-C-and-Part-D-Compliance-and-Audits/ProgramAudits.html>; and CMS, *Prescription Drug Benefit Manual*, Chapter 9, "Compliance Program Guidelines," Rev. January 11, 2013, <http://www.cms.gov/Regulations-and-Guidance/Guidance/Manuals/Downloads/mc86c21.pdf>.

²⁰⁴ CMS, *Prescription Drug Benefit Manual*, Chapter 9, "Compliance Program Guidelines," Rev. January 11, 2013, <http://www.cms.gov/Regulations-and-Guidance/Guidance/Manuals/Downloads/mc86c21.pdf>.

²⁰⁵ *Ibid.*

Medicare Part D Oversight Contractors

Medicare Drug Integrity Contractor: National Benefit Integrity

CMS contracts with a private firm, Health Integrity Inc.,²⁰⁶ to act as the National Benefit Integrity Medicare Drug Integrity Contractor (NBI MEDIC) for Part D plans. The NBI MEDIC's responsibilities include conducting complaint investigations; performing data analysis; developing and referring cases to law enforcement, as well as supporting ongoing investigations; conducting audits; and reviewing PDP and MA-PD fraud and abuse compliance programs.²⁰⁷

The NBI MEDIC is also responsible for working with other entities to coordinate fraud prevention and detection efforts, including the Part D sponsors, other Medicare contractors, the HHS Office of Inspector General (OIG), the Department of Justice, and state agencies.

Medicare Drug Integrity Contractor: Outreach and Education

CMS also has contracted with Rainmakers Strategic Solutions LLC²⁰⁸ to act as the Outreach and Education Medicare Drug Integrity Contractor (O&E MEDIC). The O&E MEDIC provides education on waste, fraud, and abuse for plan sponsors, pharmacists, law enforcement, as well as for Medicare advocates and enrollees. The O&E MEDIC maintains a website containing fraud and abuse related regulations and guidance, professional education materials, and relevant state and federal agency contact information.²⁰⁹

Part D Recovery Audit Contractor

The ACA required CMS to expand its Recovery Audit Contractor (RAC) program to Medicare Part C and Part D.²¹⁰ CMS has contracted with ACLR Strategic Business Solutions to perform the Part D RAC audit functions.²¹¹ The Part D RAC reviews Medicare payments made to plan sponsors and pharmacies to identify any over- or underpayments, provides information to CMS to help prevent future improper payments, and refers potential fraud findings to the NBI MEDIC.

Program Spending and Financing²¹²

Medicare's financial operations are accounted for through two trust funds maintained by the Department of the Treasury—the Hospital Insurance (HI) trust fund for Part A and the Supplementary Medical Insurance (SMI) trust fund, which contains separate accounts for Parts B and Part D.²¹³ Unlike the HI program, SMI was not intended to be fully supported through

²⁰⁶ National Benefit Integrity Medicare Drug Integrity Contractor, <http://www.healthintegrity.org/contracts/nbi-medic>.

²⁰⁷ CMS, *Prescription Drug Benefit Manual*, Chapter 9, "Compliance Program Guidelines," Section 50.7.4, Rev. January 11, 2013, <http://www.cms.gov/Medicare/Prescription-Drug-Coverage/PrescriptionDrugCovContra/Downloads/Chapter9.pdf>.

²⁰⁸ Education & Outreach Medicare Drug Integrity Contractor, <http://www.rainmakersolutions.com/>.

²⁰⁹ See CMS, "Outreach & Education MEDIC," at <http://medic-outreach.rainmakersolutions.com/>.

²¹⁰ For additional information see CMS, "Part C and D Recovery Audit Program," <https://www.cms.gov/Research-Statistics-Data-and-Systems/Monitoring-Programs/recovery-audit-program-parts-c-and-d/index.html>.

²¹¹ CMS, "Part D Recovery Audit Contractor," <http://www.cms.gov/Research-Statistics-Data-and-Systems/Monitoring-Programs/recovery-audit-program-parts-c-and-d/Part-D-Recovery-Audit-Contractor.html>.

²¹² This section was written by Patricia A. Davis, Specialist in Health Care Financing, Congressional Research Service.

²¹³ The MMA established within the Supplementary Medical Insurance (SMI) Trust Fund the Medicare Prescription (continued...)

dedicated sources of income. Instead, it relies primarily on general tax revenues and beneficiary premiums as revenue sources.

Expenditures

According to the 2016 Medicare Trustees Report, during CY2015, total Part D expenditures were approximately \$89.8 billion.²¹⁴ (See **Table 10**.) This amount included the combined costs of prescription drugs provided by Part D plans to enrollees and Medicare payments to employer-sponsored retiree health plans (\$89.5 billion). The remaining \$0.3 billion in expenditures covered federal administrative expenses, including expenses incurred by HHS, SSA, and the Department of the Treasury in administering Part D. Such duties include making payments to Part D plans and implementing fraud and abuse control activities. (See **Appendix** for historical and projected Part D expenditures.)

Revenues

The major sources of revenue for the Part D account include general revenues, beneficiary premiums, and state contributions. In CY2015, of the \$90.0 billion in total Part D income, general revenues accounted for \$68.4 billion (about 76%), premiums accounted for \$12.8 billion (about 14%), and transfers from states for \$8.9 billion (about 10%).

The appropriation language adopted for the Part D account provides resources for benefit payments without the need for congressional approval. This allows substantial flexibility in the amount of general revenues available to the account, and eliminates the need for a contingency reserve. As a result, assets in the Part D account are generally low and only need to be held for a short time until they are used to meet immediate expenditures. As premium and general revenue income for Part D is reset each year to match expected costs, the Medicare Trustees consider the Part D account to be in satisfactory financial condition under current law.

Beneficiary Premiums

Beneficiary premiums are based on the participating plans' national average bid amounts and are defined prior to each year's operations,²¹⁵ with the average premium amounting to 25.5% of the expected per capita plan costs for basic coverage. (See "Premiums.") In 2016, the base monthly premium is \$34.10; however, beneficiaries pay different premiums depending on the plan they selected (and whether they are entitled to low-income premium subsidies). Beneficiaries may have their premiums deducted from their Social Security or other federal benefit payments; these are then forwarded to Part D plans on their behalf. Alternatively, they may pay their premiums directly to the Part D plans.

(...continued)

Drug Account to be used in conjunction with the Part D prescription drug program. For additional information on Medicare program financing, see CRS Report R43122, *Medicare Financial Status: In Brief*, by Patricia A. Davis.

²¹⁴ 2016 Medicare Trustees Report, Table III.D3, p. 107, <https://www.cms.gov/Research-Statistics-Data-and-Systems/Statistics-Trends-and-Reports/ReportsTrustFunds/Downloads/TR2016.pdf>.

²¹⁵ For example, the base premiums for 2016 were announced in July 2015. See CMS Memorandum, "Annual Release of Part D National Average Bid Amount and other Part C & D Bid Information," July 29, 2015, <https://www.cms.gov/Medicare/Health-Plans/MedicareAdvtgSpecRateStats/Downloads/PartDandMABenchmarks2016.pdf>.

As required by the ACA, since 2011, beneficiaries with higher incomes pay income-related monthly premium adjustments in addition to the premiums charged by the plans in which they have enrolled.²¹⁶ (See “Premium Surcharge for Higher-Income Enrollees.”) These extra amounts are credited to the Part D trust fund account and reduce the amount of general revenue funding needed. Because individual plan premiums vary, the additional amount paid is calculated as a percentage of the base beneficiary premium, not the individual’s actual premium amount. This extra amount is usually deducted from an individual’s monthly Social Security payments regardless of how that person ordinarily pays the monthly prescription plan premiums. If the amount is greater than the monthly payment from Social Security, or an individual does not receive Social Security payments (e.g., the individual has not yet signed up for Social Security benefits), then CMS may directly bill the individual for this amount.

In CY2015, \$4.1 billion in premium amounts were withheld from Social Security benefit checks or other federal benefit payments. (See **Table 10**.) Another \$8.7 billion in premiums were paid directly to the plans by beneficiaries. As noted, premiums for the Part D program are generally set at an amount equal to 25.5% of standard benefit costs; however, as recipients of the Part D low-income subsidies are not required to pay premiums and premiums are based only on standard benefits (i.e., the premium calculation does not include such things as costs associated with the low-income subsidy and risk-corridor payments), premiums covered only about 14% of total Part D program costs in 2015.

General Revenues

General revenues are transferred from the Treasury to the Part D Account on an as-needed basis to cover the portion of program expenditures funded by federal subsidies. These transfers are based on expected costs of the direct subsidy, reinsurance payments, employer subsidies, low-income subsidies, net risk-sharing payments, administrative expenses, and advanced discount payments.²¹⁷ In CY2015, contributions received from the general fund of the Treasury amounted to \$68.4 billion, or about 76% of total Part D revenue.

²¹⁶ The income thresholds are set at the same levels as those under Part B. For additional information, see Social Security Publication, *Medicare Premiums: Rules for Higher-Income Beneficiaries*, at <http://www.ssa.gov/pubs/EN-05-10536.pdf>.

²¹⁷ Beginning in 2011, prescription drug manufacturers of brand name drugs provide a 50% discount for their drugs when used during the coverage gap. Medicare makes payments prospectively to non-employer Part D plan sponsors and is reimbursed for these amounts once the sponsors receive the discounts from the manufacturers. This discount reduces beneficiary out-of-pocket costs, but has little net effect on federal Part D spending.

Table 10. Statement of Operations of Part D Account, CY2015

(in Millions)

Assets at Beginning of Year	\$1,060.2
Revenues	\$90,046.9
Premiums from Enrollees	12,757.8
<i>Premiums deducted from Social Security checks</i>	<i>4,101.0</i>
<i>Premiums paid directly to plans</i>	<i>8,656.8</i>
Government Contributions	68,377.6
<i>Prescription drug benefits</i>	<i>68,037.2</i>
<i>Administrative expenses</i>	<i>340.4</i>
Payments from States	8,900.5
Interest	11.1
Expenditures	\$89,793.8
Benefit Payments	89,453.4
Federal Administrative Expenses	340.4
Assets at End of Year	\$1,313.4

Source: 2016 Medicare Trustees Report, Table III.D1.**Note:** Totals may not add due to rounding.

State Contributions

Subsequent to the availability of Part D drug coverage and low-income subsidies in 2006, Medicaid is no longer the primary payer of drug costs for full-benefit dual-eligible beneficiaries. However, MMA contained a provision (labeled by some as the “clawback provision”) that requires states to pay the Part D account in the SMI trust fund a portion of the costs that they would have incurred for this population if they were still the primary payer. These amounts are based on the product of the estimated annual per capita full dual-eligible drug payment amount and the monthly State enrollment of full dual eligibles.

Starting in 2006, states paid 90% of these estimated costs. This percentage phased down over a 10-year period to 75% starting in 2015. In CY2015, state payments amounted to \$8.9 billion, or about 10% of Part D revenues.

Historical Program Spending

Actual spending for the Medicare prescription drug benefit has been lower than estimated at the beginning of the program. The 2004 Medicare Trustees Report, the first of such reports issued subsequent to the enactment of MMA, projected that total program spending would be \$85 billion in CY2006 (the first year of the program) and would grow to about \$162 billion by CY2013.²¹⁸ Actual Medicare expenditures for the Part D drug benefit were approximately \$47 billion in CY2006 and close to \$70 billion in CY2013. The difference between projected and actual spending has been due to both lower than expected enrollment and per capita spending. (See

²¹⁸ Original spending projections were made for the 10-year period 2004 to 2013. The Medicare Trustees report on a calendar year basis, while CBO reports on a fiscal year basis.

Table 11.) Original CBO estimates of Part D spending were also higher than actual spending for FY2004-FY2013. (See **Table 12.**)

Table 11. Comparison of Projected and Actual Part D Enrollment and Spending
(CY2006-CY2013)

	Enrollment (in thousands)		Per Enrollee Spending		Total Part D Spending (in billions)	
	2004 Trustees Report (Projected) ^a	2016 Trustees Report (Actual) ^b	2004 Trustees Report (Projected)	2016 Trustees Report (Actual)	2004 Trustees Report (Projected)	2016 Trustees Report (Actual)
2006	40,736	30,560	\$2,069	\$1,708	\$85.0	\$47.4
2007	41,468	31,392	2,225	1,556	93.0	49.7
2008	42,296	32,589	2,391	1,504	101.9	49.3
2009	43,158	33,644	2,557	1,798	111.2	60.8
2010	44,069	34,772	2,725	1,775	120.9	62.1
2011	45,117	35,720	2,892	1,868	131.4	67.1
2012	46,374	37,448	3,120	1,776	145.6	66.9
2013	47,761	39,103	3,367	1,772	161.8	69.7

Source: CRS analysis of data from Tables II.A3, II.C18 and II.C19 of the 2004 Medicare Trustees Report and Tables V.B4, III.D3 and III.D4 of the 2016 Medicare Trustees Report.

- a. All data from the 2004 report are projected.
- b. All data from the 2016 report are actual.

Table 12. Comparison of Original CBO Estimates and Actual Part D Costs, FY2004-FY2013

(in Billions)

		2004	2005	2006	2007	2008	2009	2010	2011	2012	2013	2004-2013	% Actual Different from Projected
Federal Spending	CBO Original Cost Estimate	\$0.6	\$1.5	\$32.1	\$52.9	\$59.9	\$65.7	\$72.6	\$79.5	\$88.5	\$98.9	\$552.2	
	2016 Medicare Trustees Report ^a	0.2	1.2	27.7	41.5	35.4	43.5	52.7	57.0	44.5	50.1	353.8	35.9% less
Total Spending	CBO Original Cost Estimate	0.6	1.5	46.8	74.8	84.2	92.0	101.3	110.6	122.8	136.8	771.4	
	2016 Medicare Trustees Report ^a	0.2	1.2	33.9	52.4	47.2	56.8	63.8	71.0	61.0	68.3	455.8	40.9% less

Source: Congressional Budget Office, Projection of Spending for the Medicare Part D Benefit: Letter to the Honorable William “Bill” M. Thomas, February 9, 2005; and the 2016 Medicare Trustees Report, June 22, 2016, Table V.H8.

- The figures in this table are for fiscal years, while those in **Table 11** are for calendar years. Original projections were for the 10-year period FY2004 through FY2013.
- Actual federal Medicare Part D cost is measured as total expenditures less premium income and transfers from states. Trustee report figures for FY2004-FY2013 reflect actual spending.

While aggregate Part D expenditures have increased by an average annual rate of 7.4% over the past nine years (2006-2015), most of this growth reflects the growth in enrollment during the initial years of the program. Per capita expenditures during this time increased at a much slower annual rate of 2.5%. Both the Medicare Trustees and CBO attribute the slower per capita growth rate to a high proportion of prescriptions filled with low-cost generic drugs, as well as to patent expirations of major drugs during this period.²¹⁹

In their 2016 report, however, the Medicare Trustees noted that in 2015 “per capita benefits increased faster than they had historically because of price increases for brand-name drugs and the significant amount of 2014 reconciliation payments by Medicare for the unexpected use of the new hepatitis C drugs.”²²⁰ The Trustees expect this trend to continue in the near future.

Estimated Future Part D Expenditures

Over the next 10 years (2016-2025), the Medicare Trustees project more rapid cost growth, with aggregate benefits increasing on average at 9.2% annually, and per capita expenditures increasing

²¹⁹ 2016 Medicare Trustees Report, June 22, 2016, pp. 107-108; and CBO, “Competition and the Cost of Medicare’s Prescription Drug Program,” July 2014, <http://www.cbo.gov/sites/default/files/cbofiles/attachments/45552-PartD.pdf>.

²²⁰ 2016 Medicare Trustees Report, p. 108.

on average by 6.0% each year.²²¹ This projected growth is due to expectations of further increases in the number of enrollees, costs associated with the gradual elimination of the coverage gap, changes in the distribution of enrollees among coverage categories (e.g., a movement from subsidized retiree plans to regular Part D plans and growth in the number of people reaching the catastrophic coverage level), a slowing of the trend toward greater generic drug utilization, and an increase in the use and the prices of specialty drugs. (See **Table 13** and **Table 14**.)

Table 13. Historical and Projected Growth in Part D Benefits

Calendar Year	Aggregate Benefits ^a (Billions)	Percent Change	Per Capita Benefits	Percent Change	Part D Benefits as a Percentage of GDP
<i>Historical data</i>					
2004	\$0.4	—	\$362	—	0.00%
2005	1.1	—	596	—	0.01
2006	47.1	—	1,708	—	0.34
2007	48.8	3.7%	1,556	-8.9%	0.34
2008	49.0	0.4	1,504	-3.3	0.33
2009	60.5	23.4	1,798	19.6	0.42
2010	61.7	2.0	1,775	-1.3	0.41
2011	66.7	8.1	1,868	5.3	0.43
2012	66.5	-0.4	1,776	-5.0	0.41
2013	69.3	4.2	1,772	-0.2	0.42
2014	77.7	12.1	1,919	8.3	0.45
2015	89.5	15.1	2,141	11.6	0.50
<i>Intermediate Estimates</i>					
2016	102.5	14.6	2,371	10.7	0.55
2017	105.1	2.5	2,347	-1.0	0.53
2018	122.8	16.8	2,649	12.9	0.59
2019	134.3	9.4	2,818	6.4	0.62
2020	148.2	10.3	3,021	7.2	0.65
2021	159.7	7.8	3,166	4.8	0.66
2022	172.8	8.2	3,330	5.2	0.69
2023	186.9	8.1	3,506	5.3	0.71
2024	201.7	7.9	3,689	5.2	0.73
2025	215.4	6.8	3,844	4.2	0.75

Source: 2016 Medicare Trustees Report, Table III.D4

Notes: Amounts shown are on a cash basis.

- a. This amount does not include administrative expenses. See **Table A-1** for data on total Part D expenditures.

²²¹ Ibid., pp. 108-109.

Table 14. Medicare Part D Reimbursement Amounts

(Dollars in Billions)

Calendar Year	Direct Subsidy ^a		Reinsurance		Low-Income Subsidy		Retiree Drug Subsidy		Total ^b
	Amount	Percent	Amount	Percent	Amount	Percent	Amount	Percent	
Historical Data									
2006	\$16.00	39.2%	\$6.0	14.7%	\$15.0	36.8%	\$3.8	9.3%	\$40.8
2007	17.6	38.1%	8.0	17.3%	16.7	36.1%	3.9	8.4%	46.2
2008	17.5	35.9%	9.4	19.3%	18.1	37.1%	3.8	7.8%	48.8
2009	18.2	35.1%	10.1	19.5%	19.6	37.8%	3.9	7.5%	51.8
2010	19.6	35.1%	11.2	20.1%	21.1	37.8%	3.9	7.0%	55.8
2011	19.2	32.7%	13.7	23.3%	22.2	37.8%	3.6	6.1%	58.7
2012	19.7	32.5%	15.5	25.5%	22.5	37.1%	3.0	4.9%	60.7
2013	19.6	30.8%	19.2	30.1%	23.2	36.4%	1.7	2.7%	63.7
2014	18.5	25.9%	27.2	38.0%	24.3	34.0%	1.5	2.1%	71.5
2015	18.6	23.2%	34.3	42.8%	25.8	32.2%	1.4	1.7%	80.1
Intermediate Estimate									
2016	17.2	20.7%	38.7	46.7%	25.8	31.1%	1.2	1.4%	82.9
2017	15.6	17.6%	44.4	50.1%	27.5	31.0%	1.1	1.2%	88.6
2018	18.2	18.0%	51.5	51.0%	30.2	29.9%	1.0	1.0%	100.9
2019	20.6	18.3%	58.0	51.6%	33.0	29.3%	0.9	0.8%	112.5
2020	24.2	19.6%	62.3	50.6%	35.9	29.1%	0.8	0.6%	123.2
2021	26.2	19.6%	67.6	50.7%	38.7	29.0%	0.9	0.7%	133.4
2022	28.2	19.6%	73.4	50.9%	41.7	28.9%	0.9	0.6%	144.2
2023	30.3	19.4%	79.5	51.0%	45.0	28.9%	1.0	0.6%	155.8
2024	32.7	19.4%	86.1	51.2%	48.4	28.8%	1.1	0.7%	168.3
2025	34.7	19.3%	92.2	51.4%	51.5	28.7%	1.1	0.6%	179.5

Source: CRS analysis based on data in 2016 Medicare Trustees Report, Table IV.B10.**Notes:** Amounts shown are on an incurred basis.

- a. The direct subsidy amount shown is net of risk-sharing payments.
- b. The total amounts do not include premiums paid by beneficiaries.

The Medicare Trustees project that total Part D expenditures will more than double during the next 10 years, from \$103 billion in 2016 to \$216 billion in 2025. (See **Table A-1**.) The Part D benefit is also expected to continue growing as a proportion of overall Medicare program spending. In 2006, the Part D program represented about 11.6% of total Medicare spending. In 2016, this proportion is expected to grow to 15.1% and increase to about 16.8% by 2025.²²² Annual per capita Part D benefit expenditures are also projected to increase—from \$2,371 in

²²² CRS calculations based on data from the 2016 Medicare Trustees Report, Tables III.D3 and V.B1.

2016 to \$3,844 in 2025.²²³ Over the longer term, the Trustees project that total Part D spending will grow from 0.55% of GDP in 2016, to 0.75% in 2025 and to 1.37% of GDP in 2085.²²⁴

²²³ Ibid., Table III.D4.

²²⁴ Ibid., Tables III.D4 and III.D6. Projection estimates for 2016 and 2025 are on a cash basis, while the estimate for 2085 is on an incurred basis.

Appendix. Historical and Projected Part D Operations

Table A-1. Operation of the Part D Account in the SMI Trust Fund, CY2004-CY2025
(Dollars in Billions)

Year	Income				Expenditures			Trust Fund	
	Premiums	General Revenue	Transfers from States	Total	Benefit Payments	Admin. Expenses	Total	Net Change	Balance at End of Year
<i>Historical Data</i>									
2004	—	\$0.4	—	\$0.4	\$0.4	—	\$0.4	—	—
2005	—	1.1	—	1.1	1.1	—	1.1	—	—
2006	\$3.5	39.2	\$5.5	48.2	47.1	\$0.3	47.4	\$0.8	\$0.8
2007	4.1	38.8	6.9	49.7	48.8	0.9	49.7	0.0	0.8
2008	5.0	37.3	7.1	49.4	49.0	0.3	49.3	0.1	0.9
2009	6.3	47.1	7.6	61.0	60.5	0.3	60.8	0.1	1.1
2010	6.5	51.1	4.0	61.7	61.7	0.4	62.1	-0.4	0.7
2011	7.7	52.6	7.1	67.4	66.7	0.4	67.1	0.3	1.0
2012	8.3	50.1	8.4	66.9	66.5	0.4	66.9	0.0	1.0
2013	9.9	51.0	8.8	69.7	69.3	0.4	69.7	0.0	1.0
2014	11.4	58.1	8.7	78.2	77.7	0.4	78.1	0.1	1.1
2015	12.8	68.4	8.9	90.0	89.5	0.3	89.8	0.3	1.3
<i>Intermediate Estimates</i>									
2016	13.8	84.9	9.6	108.3	102.5	0.5	103.0	5.3	6.7
2017	17.7	77.8	10.6	106.1	105.1	0.5	105.5	0.6	7.2
2018	22.2	90.8	11.5	124.5	122.8	0.5	123.3	1.2	8.5
2019	25.3	97.8	12.7	135.8	134.3	0.5	134.8	1.0	9.4
2020	28.4	107.0	14.2	149.6	148.2	0.5	148.7	0.9	10.4
2021	30.0	115.5	15.7	161.2	159.7	0.6	160.3	0.9	11.2
2022	33.1	124.1	17.1	174.3	172.8	0.6	173.4	0.9	12.2
2023	35.9	134.0	18.5	188.5	186.9	0.6	187.5	1.0	13.1
2024	39.0	144.4	20.0	203.3	201.7	0.6	202.3	1.0	14.2
2025	41.8	153.7	21.6	217.1	215.4	0.7	216.1	1.0	15.2

Source: 2016 Medicare Trustees Report, Table III.D3.

Notes: Sums may not equal totals due to rounding. Some of the fluctuation in year by year spending is due to the payment structure of the Part D program. For example, in 2006, plan bids and therefore payments were higher than actual spending; the \$4 billion in reconciliation payments resulted in lower per capita Part D spending in 2007 and 2008. On the other hand, in 2008, spending exceeded plan bids, and therefore more than \$2 billion was added to 2009 outlays. The Medicare Trustees expect that in 2015, spending will exceed plan bids by about \$12 billion, and reconciliation payments in that amount will need to be paid to Part D plans in 2016.

Author Contact Information

Suzanne M. Kirchhoff
Analyst in Health Care Financing
skirchhoff@crs.loc.gov, 7-0658